

The Professional Painter & Decorator



**FROM 5.2 METRES
TO THE 20th FLOOR.**



BOSS® X3X

Whatever work needs to be done indoors at height, it's easier to do with an X3X push-around scissor lift from BoSS.

Compact and lightweight enough to take in a standard passenger lift, its box-section scissor construction provides incredible stability, up to a safe working height of 5.2 metres, and a tilt sensor with alarm gives users additional peace of mind.

SPRING 2019

Available in the UK and Ireland exclusively from APS
For product information call 01480 891251
email sales@accessplatforms.co.uk
or visit www.accessplatforms.co.uk



**ULTRA
GRIPPY
BACKING!**



*** 300% MORE
SLIP RESISTANT THAN CANVAS!**

STAY PUT® CANVAS PLUS DROP CLOTH

WITH SURFACE GRIP + SPILL BLOCK®

- ✓ **SLIP RESISTANT + DURABLE**
- ✓ **SURFACE GRIP BACKING**
- ✓ **LEAK RESISTANT TO ALL PAINTS + STAINS**

 **TRIMACO**

Manufacturers of KleanEdge Low Tack Painting Tape
www.trimaco.com

Ciret Ltd

UK distributor for Trimaco products
02392 457450 | www.ciret.co.uk

AVAILABLE FROM YOUR LOCAL DECORATORS MERCHANTS

The Professional Painter & Decorator

INCORPORATING THE PAINTING & DECORATING JOURNAL

News 2

Verde marble 8

Cait demonstrates this green marble.

Going green with Crown's earthbalance scheme 10

Crown's agenda for sustainability has now been going for 10 years.

A day in the life of Dulux Academy 14

James Leonard of JD Leonard Contracting discusses his experiences attending the Dulux Academy Painting & Decorating Level One course.

Preparing and priming makes Perfect 18

Prepare, Prime, And Paint. Those three steps should be taken when approaching any painting problem, as Coo-Var explains here.

Damp & moisture – it's all about detective work 24

Here Draper Tools offers some advice on detecting and dealing with damp.

Repairing and painting stained glass 30

Lynda Bergman uses painting glass as an illustration of how to colour match.

The 2018 Paint and Decorating Show: right on trend 32

Freelance Journalist Marylyn Arthurs' take on the Show and her product picks.

Liberon's Home Colourcare Decorative Floor Varnish 36

Tired laminate or wooden flooring? Liberon's Dominic McInerney, here explains how Home ColourCare Decorative Floor Varnish tackles this perennial problem.

DDC: Centred on You 40

John Henderson, managing director of Dulux Decorator Centre, discusses with the PP&D the next steps for expanding business.

Dulux Trade and Painters' Hall 46

The Worshipful Company of Painter-Stainers' Hall, on London's Little Trinity Lane has now been redecorated using Dulux Trade products.

On test: high pressure washers 48

On test: Vauxhall Combo Cargo LE NAV L1H1 1,6 Turbo D 51

Marketplace 53



**The National
Painting & Decorating Show**
Nov 26th - Nov 27th 2019

Editorial David Pescod
Advertising Richard Daynes

Published by
DPA Publishing Ltd
Stoney Lane Barn
Stoney Lane
Bovingdon
Herts HP3 0LY

Editorial: 01303 238002
Email: davidpescod@aol.com

Advertising & Subscriptions: 01442 832715

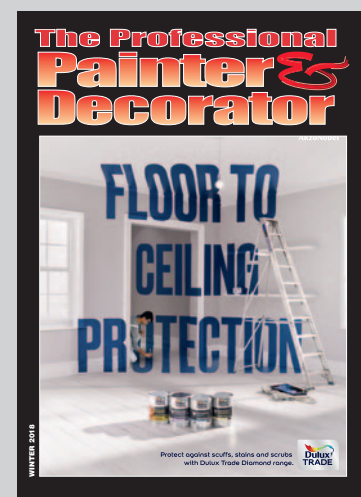
Production The Orange Design Group

Printed by Wyndeham, Roche
Subscription £18.00 p.a. (in the UK)

Subscribe to the

The Professional Painter & Decorator

**only
£18 per year**
(including postage)



**It's the only way of ensuring
you receive your copy**

Published 4 times per year -
February, May, August & November

Make cheques payable to
DPA Publishing Ltd
Orders can only be accepted with payment

Send to:
DPA Publishing Ltd
Stoney Lane Barn, Stoney Lane,
Bovingdon, Hertfordshire HP3 0LY

SUBSCRIPTION

Name: _____

Company: _____

Address: _____

Postcode: _____

Email: _____

PPG Golf Masters in Portugal

PPG Architectural Coatings, has hosted its 10th annual PPG Golf Masters competition. Held in Monte Rei, Portugal, the final tournament brought together the 11 winning decorators from the regional heats and 2017's champion to compete for the competition title.

Held as a Ryder Cup-style competition, the players were split into two teams, USA and Europe. Despite being all square going into the final day, and facing some challenging weather conditions, the victory was eventually taken by team USA.

Coming out on top of the hard-fought competition, with a triumphant individual performance was Simon Fennell of Brabazon Homes. Simon was followed by Stuart Dickson of Stuart Dickson Decorating and Michael Rolland of Paint Shed in second and third places respectively. Prizes were also awarded to Alex Hooper of London Welsh Developments for longest drive winner and again Michael Rolland for nearest the pin.

Check out the best moments from the 2018 competition at www.ppggolfmasters.co.uk

New colour card from Brewers

Brewers has introduced the new Albany Design Collection colour card; an exclusive edition of 112 classic and contemporary colours and neutrals for the home. From fresh whites and popular greys to inky blues and vibrant greens, the new collection is available in a comprehensive range of finishes for walls, ceilings and trim. All Albany paints are made to a tried and tested trade standard recipe with strong pigmentation for superior coverage and a rich depth of colour.

The Albany Design collection is exclusively available at your local Brewers Decorator Centre. To find your local Brewers store, visit brewers.co.uk/stores

Bradite's walkway solution



Tests involving a range of well-known leading paints convinced a firm of professional decorators that Bradite's EW99 epoxy floor and wall coating was the correct choice for a challenging job in Leeds.

Concord Street Apartments comprise two residential blocks, six and seven stories respectively, in the Northern Quarter of the city. A car park and walkways needed attention as part of a refurbishment contract.

"The walkways vary between six and ten feet wide and 70 to 150 feet in length, they were concrete and hadn't been touched since 1986," says Gavin Shaw of Shaws Decorators, Wakefield.

Builders merchants Brewers recommended that the Bradite product should be considered particularly because of its adherence and quick drying properties, as well as its toughness.

Tests were carried out during last winter with areas of heavy footfall chosen, including to and from the car park and around the entrances to lifts. "You can't have lifts out of action for days and expect people to walk up six or seven flights of stairs. Quick drying floor covering is important in a job like this," says Gavin Shaw.

EW99 is a high performance two-pack water-based floor and wall coating, hard wearing with good chemical and excellent water resistance. In addition to use on concrete, it is suitable for use on internal steel, ceramic, terracotta, wood and other absorbent mineral substrates that are dry, free of dust, contamination and efflorescence and which have been properly prepared. It can be applied by brush, roller, conventional air or airless spray.

The art of a perfect finish.

Introducing a quick drying,
water-based paint that lasts.

Stuart Aldous (b. 1973)
Dulux Select Decorator
Door Frame
Water-based on wood



New Dulux Trade
Diamond Satinwood

Warrington Crown Decorating Centre Store of the Year

Crown Decorating Centres has named its Warrington branch 'Store of the Year' for 2019 out of its network of more than 150 stores. The four-strong team in Warrington, led by store manager Ant Gillett, between them have 14 years of experience with Crown and are all passionate about the store and its customers. Thanks to the team's positive 'can do' attitude the store has achieved three continuous years of growth, finishing almost a third above its projected 2018 sales budget. The team takes its commitment to customer service seriously, putting the customer first and making sure their shopping experience is always first rate.

Now M&L Paints

After a short hiatus from the market, Marston & Langinger Paint collection is relaunching as M&L Paints. Now a family-run business, spearheaded by Tom and Nelly Hall, M&L Paints is also expanding its range to include 120 diverse colours.

The new M&L Paints palette is inspired by the spectrum of colours found in classic architecture and the natural world. Within the colour card, you'll find 84 Marston & Langinger favourites such as the affectionately-named 'Drab' and 'Dormouse', as well as a further 36 shades from the archives. The result is a carefully curated palette that offers something for everyone.

The new additions include bold and vibrant shades such as 'Lulu', a vivid mid-tone orange with a retro feel that sits perfectly in the middle of red and yellow, to subtle hues such as 'Polar Blue', which takes inspiration from the magnificent naturally formed ice sculptures of the arctic, one of the most hostile yet enchanting places on earth. The cornerstones of quality for M&L Paints are the beguiling intensity of colour, strength of pigment and opacity.

Manor house returned to glory



Pictured on the left is the "before" photo. Pictured on the right is the completed project.

TeknosPro's coatings were used to transform the front door of an old manor house. Part of the door's exterior had to be replaced before it could be repainted as the wood was rotten. The joints of the front door were then filled with high quality resin to prevent cracking from movement so the area was fully prepared prior to coating.

Two coats of Teknos ANTISTAIN AQUA primer were applied by an airless spray system to minimise the yellowing of the door, followed by two coats of FUTURA AQUA 40. The panelling on the frame surrounding the door featured beading which had to be painted by hand, due to its small scale, to ensure the coatings were able to get into the grooves. The project was undertaken by Nick Sammut, a professional painter and decorator from Surrey-based Rushmoor Painting & Decorating.

Crown's historic and classic

Crown Trade's new Historic and Classic colour guide Incorporates high quality mounted colour chips and combines the most popular shades from across Crown Trade's Historic and Classic colour collections.

For those looking to capture the style of a particular era, there's Crown Trade's authentic Historic Colour collection, which brings to life the defining design trends from nine different periods from Classical, Palladian and Neo-Classical, to Regency, Arts & Crafts, Gothic Revival, Victorian Eclectic and Art Deco. The new guide also features Crown Trade's Classic Collection which comprises a stunning selection of timeless neutrals such as the subtle shade of Pleasington White, the grey tones of Cloister or the blue notes of Lakehouse, that never go out of fashion.

The colours are available in a wide range of finishes, including matt and silk vinyl, acrylic eggshell and full gloss. Selected colours are also available within Clean Extreme Stain Resistant Scrubbable Matt and Acrylic Eggshell and the Fastflow Quick Dry Gloss and Quick Dry Satin.



Dulux ACADEMY



Lift the lid
on your
potential

Discount code: **Intro20**

20% off
all courses*

At every stage of your decorating career, our **Dulux Academy courses** can deliver increased knowledge and understanding, enabling you to meet your personal and professional ambitions. And, with a **20% discount*** available, there has never been a better time to book.

*Terms & Conditions: Enter discount code **Intro20** when booking online at www.duluxacademy.co.uk to receive a 20% discount on Dulux Academy team delivered courses. Offer does not include City and Guilds qualification course or external 3rd party courses including First Aid. Offer is valid on bookings made before 31st May 2019 and cannot be used in conjunction with any other offers or discounts. No cash alternative.

www.duluxacademy.co.uk

Safeguard's Stormdry gets EST 'verified status' for energy savings

Stormdry Masonry Protection Cream from Safeguard Europe has been granted 'verified' status by the Energy Saving Trust (EST) in respect of its contribution to improving the energy performance of buildings.

The Energy Saving Trust's verification scheme provides independent evaluation of performance for energy-efficient products.

For instance, according to tests conducted on solid wall constructions by the University of Portsmouth, Stormdry treatment of masonry can provide energy savings of up to 29%. It does this by providing a high-level of water repellency, preventing rain penetration of brickwork and keeping walls dry. Bricks have twice the thermal resistance when dry than when wet, making them insulate more effectively.

The EST arrived at the following conclusions from its evidence review: dry masonry has a lower thermal transmittance than wet; Stormdry Masonry Protection Cream reduces heat loss through masonry while inhibiting the absorption of water into sandstone, concrete, mortar and bricks – and that, after application, it allows for wet bricks to dry out completely.

Crucial to the high performance of Stormdry – and where it greatly exceeds that of inferior competitive products – is the depth of penetration into masonry; and the concentration of active ingredients in the formula.

The cream penetrates far more deeply than other water repellents – up to 12mm in fletton bricks – so that it can bridge cracks and better keep out moisture. With an active ingredient level of 40% – compared to concentrations as low as 2.5% for some competitors – Stormdry is not only far more effective at excluding moisture from masonry; it also has a significantly longer life expectancy of up to 25 years.

Makita's new factory service centre



Makita UK has opened a third regional Factory Service Centre (FSC) in Hounslow. This new FSC joins Makita's HQ facility in Milton Keynes, which serves the whole of the country, as well as Glasgow, which supports the brand in Scotland and northern England. Each location offers product training across the complete range of products; product servicing courses, as well as accredited courses such as the certificated City & Guilds Correct & Safe Use of Handheld Power Tools. A user or instructor certificate is issued upon successful completion. Courses are available to meet individual needs and bespoke power tool training can be designed to meet specific requirements.

Vauxhall's Combo Cargo a winner

Vauxhall's all-new Combo Cargo van has been awarded What Van? Light Commercial Vehicle of the Year 2019, a title reserved for the outstanding model debut of the previous 12 months. The class-leading Combo Cargo doubled up on accolades by winning the coveted Light Van of the Year 2019 title.

"The hotly-anticipated new Combo Cargo is in Vauxhall showrooms now and, with the backing of a strong dealer network and competitive pricing, will see Vauxhall return to the forefront of the light van sector," said James Dallas, Editor at What Van?.

"It is available in short- and long-wheelbase formats, and as a crew van. A well kitted out cabin with cutting edge technology and lots of storage space is complemented by engines and transmissions that can hold their own with the best in class.

"Clever load options, including the FlexCargo folding passenger seat, allow operators to make full use of the 1.0-tonne payload and load volume of up to 4.4m³."

WernerCo appoints APS as exclusive BoSS X Series distributor

WernerCo, has appointed Access Platform Sales (APS) as its exclusive distribution partner for its BoSS® X-SERIES in the UK & Ireland.

The BoSS® X-SERIES from WernerCo is a modern alternative to traditional ladders and steps, offering a high level of safety whilst remaining easy to transport and operate. The range of self-propelled micro-scissor lifts has the benefit of being compact in dimensions, simplicity in operation and offers working heights of up to 5.2m. The range consists of the X3X, which has a maximum platform height of 3.2m and the BoSS® X3 at 2.55m. Both machines allow a safe working load of 240kg and are designed for use indoors in confined spaces as they fit through standard doorways and corridors as well as in passenger lifts.

For further information and sales enquiries contact 01480 891 251 or visit www.accessplatforms.co.uk.

Brewers
DECORATOR CENTRES



170 STORES NATIONWIDE

Find your nearest branch at Brewers.co.uk

Opening Hours: **Monday - Friday 7.00am to 5.00pm**

Saturday 8.00am to 5.00pm



Verde Marble

Cait is decorative painter working throughout UK and teaching from her studio in Perth, Scotland. You can see her work and connect with her on social media; Twitter and Instagram - @paintycait or Facebook - <https://www.facebook.com/carteblanchedecorativepainters/>

There are many forms of Verde (Green) marble and most commonly in decorative painting we think of the term Vert de Mer or Sea Green marble but if you search for this on Google you will find nearly all painted versions. The style demonstrated is inspired by Verde Alpi.

While there is a myriad of Verde marbles there are also a myriad of methods to achieve it, many of them start with a black basecoat, this one starts with white. The method I describe here owes more than a nod to a delightful and very talented marbler Roy Makin some of whose techniques I have employed.

Materials used – Matt Medium thinned 1:1 with water, Fusion Acrylic Glaze and artists acrylic colours Raw Umber, Phthalo Green, Black and White

Tools used – a sea sponge, a piece of chamois leather, some wipe out tools or a piece of eraser, rag, a pointed liner and a badger softener.


Step 1 & 2



The basecoat - Benjamin Moore white OC-65 Chantilly Lace in Regal Select Pearl Finish. I use this because I get coverage in 2 coats, and the Regal Select is a hard finish that takes glaze exceptionally well.

Thinned Matt Medium dries fast meaning many layers can be applied quickly, making it a great production product. This mix is used for the first 3 stages and the last. Remember these are quick loose layers, don't fuss.

Step 3



Step 1 & 2

The first layer is just Raw Umber in the Matt Medium mix, paint on and then sponge stipple to give a nice marled finish. You want an all over texture but don't worry if you get quite a mixed tone or lap lines, soften a little if it starts to run. Within about 15/20 minutes this should be dry enough to apply stage 2. Repeat this process this time using Phthalo Green.

Step 3


Next is a much more intense colour

Step 4

that will create the depth and the structure. Use Matt Medium mix and add 2 parts Black to 1 part Phthalo Green. Lay it on and stipple it using the sponge and quickly break up and wipe away areas using the chamois leather. This will give you the main structure on which to create your veining - you should have some areas that start to look like chunks of stone. You can also use rubber wipeout tools or eraser to create finer lines but be quick!!

Step 4

This is carried out using glaze – I love Fusion Acrylic Glaze but you could

Step 5

use Polyvine or even just continue with Matt Medium if you are quick. Glaze will give you an extended open time. Create a paler version of the stage 3 colour, 2 parts Black to 1 part Phthalo Green. Use the wipeout tool or eraser to reveal pale veins beneath – these imitate sunken veins deep in the marble. Then take a pointed artists brush and white artists acrylic and start to apply your veining structure. Softening these at this stage will give soft blurred veining areas that you can then break up using the wipeout tool revealing the texture below. Carry on creating this range of veins but as the glaze

becomes tacky and unworkable in the first area, go back in with a fine lining brush and with White confidently apply fine networks of veins over the top of the original ones – these will be most prominent at the very end. crotch figure evenly.

Step 5

Once dry go back to the Matt Medium mix with Raw umber. Work this over the top of everything you've done and break it up over the veins with a sponge. You can if you want to add a few white schisms at this point. Finish the piece with a semi gloss varnish.

Going green with Crown's earthbalance scheme



Crown's agenda for sustainability has now been going for 10 years.

The environment has come into sharp focus in recent years for decorators but for paint manufacturers like Crown Paints, sustainability has been firmly on the agenda for years with Crown's earthbalance sustainability scheme, which aims to limit its impact on the environment, having recently celebrated its 10th anniversary.

Through the earthbalance scheme, which applies to all staff and operations at Crown's two UK manufacturing plants in Darwen and Hull as well as its network of more than 150 Crown Decorating Centres in the UK, Crown has strived to cut down on waste and improve sustainability of its products and processes alike.

Products

Over the last 10 years, Crown has secured Environmental Product Declarations (EPDs) through BRE on six of its most popular Crown Trade products; Clean Extreme Scrubbable Matt; Clean Extreme Anti-Bacterial Acrylic Eggshell; Fastflow Primer Undercoat; Fastflow Gloss; Covermatt and Vinyl Matt. Each product has been independently assessed and verified in accordance with the European Standard EN 15804.

In addition, in 2018 Crown was awarded a BES 6001 Responsible Sourcing certificate for water-based products manufactured in Hull after being independently assessed and certified by BSI.

Carbon Footprint

The earthbalance scheme has also helped

improve Crown's carbon footprint and it was the first manufacturer to carbon footprint all its products.

Within the first five years of the earthbalance scheme, Crown reduced its electricity consumption by a total of 15 per cent and as a member of the global Hempel Group, it's committed to working towards reducing CO2 intensity from energy consumption by a further 12 per cent, based on a 2015 baseline, in the next two years.

Waste

A core target of the earthbalance programme is to reduce waste. The amount being reused or recycled has steadily increased year-on-year and by 2017 the figure stood at 65 per cent of total waste being recycled rather than disposed of.

By partnering with social enterprise charity NIMTECH, Crown has found innovative ways to reuse waste rather than sending it to landfill. Based at Crown's two manufacturing sites in Darwen and Hull, NIMTECH has recycled more than 800 tonnes of paint cans collected as part of Crown's Can Back recycling scheme through the Crown Decorating Centre network.

Packaging

By investing in its packaging to make it more sustainable, Crown has been able to reduce unnecessary packaging waste by 15 per cent - saving raw materials and limiting unnecessary waste going to landfill.

After a lengthy development process and

significant investment Crown became the first paint manufacturer in the UK to launch paint containers made from 100 per cent recycled post-consumer waste (PCW) plastic last year. It is hoped the new containers will save thousands of tonnes of plastic from otherwise ending up in landfill. Highly sustainable, the new paint containers, which are a distinctive dark grey colour, are completely recyclable once they've been emptied and cleaned, further supporting the circular economy.

Community

The earthbalance scheme also addresses ways to positively impact the wider community. Crown's 'Kick out the Can' initiative, which has run successfully on several occasions through its decorating centres, has collected more than 39,000 litres of unused paint with any reusable paint being donated directly to deserving community projects.

Over the last six years of partnership with NIMTECH, Crown has donated 112 specially designed benches, each made from recycled plastic, to community projects up and down the country as well as schools and care homes across the UK.

For more information and to find your nearest stockist, please email info@crowntrade.co.uk, call 0330 024 0297 or visit www.crowntrade.co.uk. You can also follow @CrownTradePaint on Twitter, CrownTradePaint on Facebook or Crown Paints on LinkedIn.

LESS DIPPING MORE ACTION

kana[®]

TANK



COVERS **30%** MORE
SURFACE WITH JUST 1 DIP

ROTA!

kana[®]

masq[®]

prep[®]

SAVING YOU TIME & MONEY THE CIRET WAY

Ciret Ltd.

WWW.CIRET.CO.UK

+44 (0) 2392 457450

TAKES ON THE BIGGEST JOBS

SEARCH NEW COMBO

Official Government Test Environmental Data. Fuel consumption figures mpg 57.6 (4.9) – 62.8 (4.5), Extra-urban: 67.3 (4.2) – 70.6 (4.0), Combined: 62.8 (4.5) – 67.3 (4.2).

Model shown New Combo Cargo L1 Limited Edition Nav with offside sliding side-access door (optional at extra cost) and Night Blue metallic paint subject to status. Ts&Cs and exclusions apply. Applicants must be 18+. Finance by Vauxhall Finance, CF15 7YT. 6 Years 0% APR with minimum 18% businesses 1-24 units (purchase only). All other customers are excluded. Available at participating Retailers only, may not apply to all Retailer stock. comparability into NEDC. The values do not take into account in particular use and driving conditions, equipment or options and may vary depending offer at any point in time. Correct at time of print.



International Van
of the Year 2019



WINNER
LCV OF THE YEAR 2019



LIKE YOU DO

NEW COMBO CARGO Carries British business

With optional load length of 3.0m
6 years 0% APR



VAUXHALL
British Brand since 1903

(litres/100km) and CO₂ emissions (g/km). New Combo Cargo Van Range: Urban:
CO₂ emissions: 116 – 109g/km.[#]

(no-cost option). Small business users only. Offer subject to availability, on selected models at participating Retailers only. Conditional Sale. Finance deposit (plus VAT on total transaction price). Offer available on orders or registrations from 18 December 2018 to 4 April 2019. All offers available to small
[#]Fuel consumption data and CO₂ emission data are determined using the WLTP test cycle, and the relevant values are translated back to allow the on the format of tyres. For more information contact your local Retailer. Vauxhall Motors Limited reserves the right to change, amend or withdraw this

A day in the life at the Dulux Academy...

with James Leonard



Prior to moving into painting and decorating, James Leonard of JD Leonard Contracting worked for 20-years as a self-employed landscaper. Here, James discusses his experiences attending the Dulux Academy Painting & Decorating Level One course and how he'll take the lessons learnt forward into his career.

Walking into the Dulux Academy for the first time is something that will always stick with me. Having done a huge amount of research before booking the course, I was well aware of the high-standard of the facilities based in Slough, but what really impressed me was the friendly, relaxing atmosphere of the Dulux Academy.

On arrival, I was given the chance to mix with the other attendees over breakfast and coffee, and it soon became clear that although we all came from different backgrounds and were at varying levels of our career, we all had one thing in common – we came to increase our knowledge and improve at our craft.

At this point we were introduced to our trainer for the day, Tony Pearson-Young.

Immediately likable, Tony demonstrated a confidence and passion for his trade, with a wide range of experience in the industry having worked both independently and for a contractor.

After the initial introductions we were led to one of the classrooms to take us through the basics of health and safety for the day and to explain the course structure. Featuring both theory and practical sessions, the course has been designed to give attendees a broad understanding of the techniques and tools that all professional painters and decorators should be incorporating into their work.

The first section of the morning delved into the theory behind paint, including the key components of paint, the different finishes



Deltec Original Gold vs Standard Masking Tape

A STRONG NEW LOOK TO PAINT WITH

FREE TRIAL PACKAGE
deltectape.com/gold-sample



A PRO KNOWS



DELTECTAPE.COM





available to professionals as well as substrate preparation for a variety of surfaces and the various tools painters and decorators use.

Before this session, I knew very little about the composition of paint, but it soon became clear that there is a lot of research that goes into the development of products to achieve different finishes. Since the course, this has been very useful for me in dealing with clients as I am able to trust my judgement in making considered recommendations for finishes.

On completion of the morning theory



section, we all move into the larger of the two practical rooms. Containing 12-bays, The Application Arena allows attendees to put what they have learned in theory into practice.

Prior to applying any paint, we were shown the correct techniques of painting, such as how to correctly use a paint brush, including loading, laying off and cutting in. As I had been self-taught up until this point, I had never realised the importance of dampening your brush to ensure that paint is evenly distributed on the bristles or how to cut in like a professional. For me, these tips highlighted the importance of correct technique and they have really enabled me to take my trade to the next level – saving me time and producing better results for clients.

Having broken for lunch, we then all filtered back into The Application Arena for further practical demonstrations, including how to avoid brush marks or picture framing around light switches and the appropriate preparation techniques – including an understanding of the grade or grit size of sandpaper and how it should be used for different applications. After this, we were then tasked with completing the painting of our bay areas. Admiring our completed work, it was very clear that the lessons that I – and all the rest of the attendees – learnt throughout the day made a real impact on how we all approached painting a surface.

Finally, before the day came to a close, we wrapped up with an open Q&A session and a final segment on the tools to assist surface preparation. There's an old adage that "if you fail to prepare, you prepare to fail", and this is definitely true of painting and decorating with the final result hugely reliant on preparation.

The day was a fantastic introduction to best practice application, full of hands-on tips that I have been able to immediately employ in my day-to-day working life. I've been able to gain a huge amount of confidence from the course, knowing that I have Dulux behind me.

My biggest takeaway from the day – apart from the bacon bap – was being able to refine my technique under the guidance of a hugely-experienced course leader and knowing that I made the correct decision, not just in switching career, but in choosing the Dulux Academy to further my skills. For me, this has given me the confidence to take the next step in my career and I have since applied to take the City & Guilds Painting & Decorating Level 3 diploma. The Dulux Academy hasn't seen the last of me.

To enrol onto the next available Painting & Decorating Stage One course, or to find out more about the Dulux Academy and where your closest one is, please visit: www.duluxacademy.co.uk



NEW!

FESTOOL



Ready.

For greater accuracy
with maximum performance.

The new cordless VECTURO OSC 18: Thanks to the quick-action clamping system with StarlockMax tool holder as well as the sophisticated positioning and extraction accessories, the VECTURO OSC 18 is the intelligent system solution for most demanding requirements on performance, comfort and precision for dustfree sawing, parting, scraping and cutting. Find out more at www.festool.co.uk/ready



Tools for the toughest demands

Preparing and priming makes Perfect

Prepare, Prime, And Paint.

Those three steps should be taken when approaching any painting problem, as Coo-Var explains here.

Once you've chosen your paint, the surface to be painted should be suitably primed to ensure a long lasting finish – if not suitably prepared a whole host of errors could take place with peeling, blistering and flaking being just a few of the most common paint failures.

Why should I Prepare a surface?

The performance of a paint system relies on two key forces, cohesion and adhesion. Cohesion is the internal strength of the paint – it is dependent on the structure and the strength of forces within the paint, adhesion – is the strength and attraction between the paint and the surface, which is dependent on attraction to the material, and good preparation to prevent interference.

If a surface is not suitably prepared, the paint will likely fail to stick to the surface at the point of painting, or it will fail further into the lifecycle. The majority of paint failures can be traced back to poor preparation of the surface, and these costly mistakes are easily avoided with the correct preparation and use of the appropriate primers.

Typical preparation entails:

1. Contaminants being removed from the surface – These contaminants act as defenders; blocking the paint from making contact with the surface – thus preventing adhesion taking place.



A specific example is concrete floors. Concrete Floors are often painted, and regularly fail. This is frequently attributed to the "laitance" – the smaller concrete particles that float to the top during the laying of the floor. If the laitance isn't treated prior to painting, the paint binds to the laitance, which in turn is poorly bound to the concrete. This results in the laitance lifting from the concrete, and the paint peeling away. Laitance is easily treated using Acid Etch, or for larger areas; Diamond Grinding or even Vacuum Bead blasting. This simple step can save hours of wasted time on the job, and potentially thousands of pounds in lost product and man hours spent rectifying the fault in the event of paint failure.

Grease, wax and oils act as a barrier to the surface, preventing paint from adhering to the substrate. If oil contamination is

superficial it should be treated using an Oil Remover or Universal Degreaser/Cleaner, in the event the contamination has penetrated deeply and cannot be removed, an Oil Tolerant Primer may be necessary.

2. Boosting Adhesion - Adhesion arises from three core areas: Adsorption, Chemical bonds and Mechanical bonds.

Adsorption describes the mechanism whereby paint penetrates into the surface to be painted, interacting with the surface on a molecular level. This close contact between the paint and the substrate provides an attractive force that holds the paint in place. For this attraction to take place – "wetting" is key. Wetting is the flow of material over the surface, making complete contact with a surface; leaving no empty spaces. Poor wetting can cause micro air pockets within the surface and poor contact between the



tesa® range makes spray protection easy

tesa **Easy Cover®** is a 2-in-1 masking tape and protection film for large areas, designed specifically to protect any furnishings against paint splashes and spraying, whilst enabling clean paint edges.

The latest member of the range, **tesa Easy Cover® Precision**, is available in new sizes of 2.1m and 2.6m drop. Professionals will instantly recognise the familiar **tesa Precision Mask® 4334** yellow tape which comes included.

Key features include guaranteed razor-sharp paint edges whilst ensuring all surroundings remain clean. The high-quality masking tape also offers good adhesion and can be pulled off easily as soon as the paint protection layer has served its purpose.

Protecting large areas from spraying and accidental colour splashes is key to fast and easy painting and renovating. Using a high-quality protective film not only speeds up work considerably but also prevents

damage to valuable carpets, furniture, wallpapers, electronic devices and more.

The full range includes, **tesa Easy Cover® Precision**, **tesa Easy Cover® Universal** and **tesa Easy Cover® Paper**.

tesa PROFESSIONAL

FOR RESULTS TO BUILD YOUR REPUTATION ON

IDEAL FOR SPRAYING

2-IN-1 LARGE AREA MASKING WHEN SPRAYING <
NO PAINT BLEED <
6 MONTHS RESIDUE FREE REMOVAL <

tesaUK tesaUK tesaUK @tesaUK_tape tesa.co.uk/craftsmen

tesa Easy Cover® Precision

- The 2-in-1 solution for masking off and protecting large areas
- Flat, sharp edges to paint and lacquer
- For smooth and slightly textured surfaces
- Statically charged film
- 6 months residue-free removal



tesa Easy Cover® Universal

- 2-in-1 masking tape and protection film
- For protection of large areas when spraying
- Surface slows down paint drops
- Statically charged film
- 7 day residue-free removal



tesa Easy Cover® Paper

- Masking tape and paper in one
- Great for base boards, window sills, door and window frames
- For indoor use
- Statically charged film
- 7 day residue-free removal



paint and the substrate, resulting in a shorter lifespan.

On an uneven, porous surface such as wood, the use of a suitable primer, such as penetrating wood primer, or a thinned first coat of paint to assist with wetting can overcome this issue, and provide a solid base for a long lasting finish.

Chemical bonds describe the paint binding with the surface chemically, many conventional paints contain “adhesion promoters”; molecules that act as bridges, with one end binding to the paint system and another binding to the surface. These provide a strong adhesion between the paint and the surface, but can be dependent on the surface to be painted. For this reason, the appropriate paint must be used on the surface, a paint designed for adhesion to glass may not be suitable for use on metal, and vice-versa.

Mechanical adhesion has long been thought to be the main mechanism of adhesion between paints and surfaces. The paint when wet, fills holes and crevices in the surface of the paint, which when dry, locks the paint in place. This also serves as the reasoning behind abrading surfaces to create a “key”. Roughening of the surfaces aids in adhesion in many ways, while it’s true that the paint is locked in place by the uneven surface, the energy of the system is increased by the increased surface area – while mechanical bonding and adsorption work together to improve adhesion. The stability of the paint is also assisted by the uneven nature of the surface and the pathway of the paint, should stress or stain occur to the paint, the paint follows an irregular path across and into the



surface, releasing the stress energy preventing cracks forming in the surface of the paint.

These three mechanisms all work both independently and collaboratively to provide ideal adhesion of the paint to the surface, by ensuring wetting, using a suitable primer and roughening the surface to provide a key; a painter or decorator can bring about the best possible opportunity for adhesion .

3. Priming the Surface – The choice of primer can drastically impact the life cycle of the paint.

Primers are often thought of as an unnecessary additional expense; and to understand why priming is essential, it is important to discern between the structure of a primer and that of a conventional paint.

Most Paints are composed of three core groups of ingredients, Solvents, Resins and Additives. The resin content of a primer is generally much higher than that of a topcoat, as a result the properties of the resin are more prominent – these include adhesive

and defensive properties, to ensure that the paint adheres to the surface and protects the topcoat from whatever may be underneath.

The choice of primer varies drastically depending on task job at hand.

While selecting a suitable primer for the substrate is imperative to ensure good adhesion, there may be other issues to contend with.

Staining may be present on the surface to be painted – this will need to be treated and locked in place. Using a primer designed to prevent the leeching of the specific class of stains is crucial.

Stain Lock is a

sprayable, water-based primer – designed to tackle oil based stains, this type of primer is ideal for heavily soiled surfaces, however, the technology for counteracting oil- based stains makes the primer unsuitable for tackling water-based stains.

Shellac Primeall is ideal for water based stain blocking, providing protection and obliteration of the stained surface to provide an ideal undercoat. Incorrect use of a stain blocking undercoat can result in stains being pulled through to the surface causing unsightly staining of the new paint.

What does this mean?

The quality of preparation and choice of a suitable primer is crucial when approaching any paint job. Improper preparation can result in a catastrophic failure of the paint system, stained paint, an unprofessional finish and can be extremely costly to fix. It’s imperative that any surface is suitably prepared before beginning painting, and anything that is uncertain should be discussed with the manufacturer.



CLEAN YOUR ACT UP!

Double Sided | Absorbent | Powerful | Kind to Hands

Also Available in Handy Packs of 40



A BRAND NEW RANGE OF FILLERS & SMOOTHERS



For information on your local stockist:



info@axisdecor.com



020 8204 1422

#designedbydecorators



“We have worked meticulously over the past 3 years, in our quest to create a line of products that deal with the common issues that decorators face with substrate repair and smoothing”



Damp & moisture

– it's all about detective work

Damp is unwanted moisture in a building which has no means of escape. Of course every professional decorator knows that damp can be very damaging and it's unwise to paint onto damp surfaces. So, what should you do and what's the best course of action if you see or suspect damp?

Here Draper Tools offers some advice on detecting and dealing with damp.

Common causes

Damp mainly falls into three categories, damp caused by condensation, rain penetration or rising damp – which occurs when groundwater rises up through walls, floors and masonry. Buildings damaged by floods will obviously also be affected by damp.

Condensation is perhaps the most common cause of damp you'll come across, occurring when warm, moist air comes into contact with a cold surface. This warm, moist air can come from everyday activities such as drying clothes on a radiator or even simply breathing. Simple things like opening windows can help to reduce issues with condensation.

Older properties tend to be more commonly affected by damp but building defects, leaks, flooding and other issues can equally cause damp in more modern buildings.

Signs, symptoms and damage

Damp can allow various fungi to grow, leading to mould which can have some serious health implications. In terms of building damage, you can expect to see staining from water and from mould as well as deterioration of plaster and paint or peeling wallpaper. Indoors, excessive damp can negatively affect air quality and cause rust too. On a building's exterior, signs of damp may include crumbling mortar.

Detection tools

All paint types vary but generally speaking, most will require a relative humidity level below 75% for best results. If you suspect damp at a property you're tasked with decorating, it's a good idea to test for moisture. To help with this, Draper Tools offers a Damp Detector, which is for detecting

WE ALWAYS SCRUB UP WELL



Zinsser paint meets the ISO 11998 Class 1 Scrub rating standard, so it'll still look sweet when you scrub off marks, blemishes or other incriminating evidence.

#whatsyourproblem

@ZinsserUK zinsseruk.com

ZINSSER 
QUALITY SINCE 1849


Environmentally Safer*
FORMULATION



Peelaway®

The Original Poultice Paint Removal System
The safer, more efficient way to remove almost any type of paint or varnish in one easy application from a variety of substrates.

✓ Architecturally Specified



Paint Removal System 1
REMOVES UP TO 32 COATS
OF PAINT AND VARNISH
containing Oil, Lead
Polyurethane or water.

Suitable for Wood, Brick, Stone,
Concrete, Marble, Decorative
Plaster, Cornices and
Plaster walls.
Also removes painted
wall paper.
Water-based Alkaline
formulation.

Paint Removal System 7
REMOVES UP TO 20 COATS
OF PAINT AND VARNISH
of Architectural, Domestic and
Industrial Coatings.

No dangerous fumes or
toxic particles.
Modern alternative for
Peelaway® 1.
Does not require neutralising
on application.



A **FREE Peelaway DVD**
is available on request.

Barrettine
TRUSTED BY THE PROFESSIONALS

St. Ivel Way, Warmley, Bristol BS30 8TY.
T: 0117 960 0060 F: 0117 935 2437
E: sales@barrettine.co.uk www.barrettinePro.co.uk

* Environmental claim compares to shot blasting, abrasion and heat guns where toxic paint particles can be released into the environment.

rising and penetrating damp in foundation walls, floors and timbers. It's also suitable for checking dryness of surfaces prior to papering or tiling and capable of letting you know that wood is dry before painting or varnishing. It features audible signals which clearly detect the presence of damp and humidity.

If you're looking for a new damp or moisture meter look for something compact but solid. It needs to be fairly small, so it can still work in tight spaces. Some models will feature prongs in order to test the surface, these need to be sharp and strong, but also as small as possible, so as not to leave a noticeable hole. There are also models with LCD display screens, showing the moisture content as a percentage, like the Draper Tools Moisture Meter for measuring water content in wood, plaster and concrete.

What to do next

If moisture or damp is detected, you ideally don't want to start painting or papering over it, otherwise blistering and flaking can occur. What's more, without knowing what's causing the problem, painting over it may worsen the issue and lead to mould. See if it's possible to determine what's causing the damp first, if it's something serious such as a leak, do not proceed. The problem will need to be fixed before you can paint over it. If the damp is less serious or the issue has been fixed, it may simply be a case of needing to properly dry out the space before you paint it. For this you could use a fan or a dehumidifier. Alternatively, if the space you're painting has air conditioning or an extractor fan, it's a good idea to turn these on too. Be warned though, depending on the extent of the damp, the drying out process could take a while.

Decorating after flood damage

In severe cases drying out could take months, this likely to be the case when decorating a flood-damaged property. If you know a property has been flooded, it is best to make sure there is no permanent damage to the substrate such as plaster, wood or brick before you begin work. After a severe flood it may even be advisable to seek the advice of a professional building surveyor.

Damp checklist

- Check for visual signs of damp
- Use a moisture meter or damp detector to check moisture levels
- If the property has damp, find out the cause
- Ensure the issue causing the damp (such as a leak) is fixed before proceeding
- Dry out the space with a dehumidifier or fan if needed

For more details as well as painting & decorating essentials visit www.drapertools.com



An exceptional finish starts with perfect masking.

Q1® Premium Masking Solutions
for professional painters.

FARROW & BALL®

CRAFTSMEN IN PAINT AND PAPER

HELPING YOUR CLIENTS TOWARDS THEIR DREAM SCHEME

Farrow & Ball Colour Consultants share their ideas using nine new colours

If you've ever felt less than confident helping a client find colours for their project, Farrow & Ball Colour Consultants have developed a series of brand new schemes to help, each one featuring new Farrow & Ball shades.

The schemes have been created around clients' most common reasons for beginning a decorating project - moving to a new house, refreshing an old one, or updating a child's room or nursery. The result is a set of tried-and-tested palettes that are easy to use and share, eliminating the guesswork that comes with creating your own.

Get started with our suggested schemes below:



JITNEY
No.293

+



SCHOOL HOUSE WHITE
No.291

+



STUDIO GREEN
No.93



HARDWICK WHITE
No.5

+



INCHYRA BLUE
No.289

+



SULKING ROOM PINK
No.295



RANGWALI
No.296

+



ALL WHITE
No.2005

+



BLUE GROUND
No.210



PRERERENCE RED
No.297

+



SULKING ROOM PINK
No.295

+



PAEAN BLACK
No.294

Each scheme features one or more of the nine new Farrow & Ball colours, revealed at the end of 2018. Ranging from bright pink Rangwali to easy-to-use neutral School House White, these additions to the brand's 132-strong collection of colours are available in a full range of high-performance finishes.


This means that they have the ability to sit in a wide range of schemes with the existing collection, ideal if your client already has a favourite Farrow & Ball shade.





Modern Emulsion




Modern Eggshell






Estate Eggshell




Estate Eggshell



*Modern Emulsion
& Estate Eggshell*

We've collected a few examples to show you how each scheme combines new and existing Farrow & Ball colours into a palette precision engineered to renew and refresh, but you'll find plenty more examples online. See farrow-ball.com for the full collection of schemes, as well as individual colour pages for even more suggested palettes.



Estate Emulsion



Estate Emulsion



Estate Eggshell



FOR EXCLUSIVE TRADE EVENTS, APPLICATION ADVICE, TREND INSIGHTS AND MORE,
SIGN UP TO THE FARROW & BALL PROFESSIONAL E-NEWSLETTER AT
FARROW-BALL.COM/TRADE-NEWS.



WWW.FARROW-BALL.COM

Repairing and painting *stained glass*

Lynda Bergman uses painting glass to match a broken part of a vintage glass light fixture as an illustration of how to colour match.



The large globe on this fixture was broken. My client felt fortunate that she found a replacement globe that fitted exactly.



It's a globe for the kind of light fixture that fits against the ceiling. You probably recognize it. You can find the replacement globes at hardware stores.

I brought several colours of paint with me and sat on the floor beneath the fixture, so I could see and match the colours exactly. This new globe was a milky white opaque, not clear, so I had to work on the outside of it. I primed, painted a base coat and used a rag and a brush to work the colours. I sealed it with a low sheen clear coat to match the finish on the other pieces of glass.

Also, the sealer helps protect the new finish.

We, carefully, put it in the fixture. And, it matched!!



This is the ceiling above the light fixture. Faux painted/trompe l'oeil bricks.

I love this house!! It's one of my most favourite houses that I've worked in.

The landscaping was so special and the interior was, too.

One of the glass sections of this candle fixture was broken. My client brought to me the fixture and a clear piece of glass already cut to fit. I worked with my brush and a rag to match the colours and existing technique. This time I worked on the inside of the glass because the other individual pieces were shiny glass on the outside. My finished colours are a little lighter than the other pieces. Once the soot from the burning candle starts staining, the colours will match even better.



If your decorative glass fixture gets broken, look at it carefully and try to figure out how it was painted the first time. Choose your colours and technique, then start painting. If you think you've messed up, use a razor blade, scrape the paint off and start over. You can do it!!

A close-up photograph of a yellow and black Mirka DEOS electric sander being used on a white wooden surface. A person wearing blue nitrile gloves is holding the sander. The sander has a black flexible hose attached to its handle. The background is slightly blurred, showing more of the white wooden structure.

MIRKA

**GETS YOU
CLOSER**

**FOR
PERFECTION.**

**IMAGINE
THE PERFECT
SURFACE.**

Mirka® DEOS

Thanks to the new Mirka® DEOS electric sander, you can obtain that flawless end result easier and quicker than ever before. By getting you closer to the surface, we bring your sanding experience to a completely new level - you will never go back to hand sanding again. Mirka® DEOS boasts smart Bluetooth technology with an integrated vibration sensor allowing you to monitor vibration levels while sanding.

For further information or to arrange a consultation,
please contact Customer Services on 01908 866100

www.mirka.co.uk



Scan to see the Show video

Freelance journalist Marylyn Arthurs take on the Show and her product picks



The National Painting & Decorating Show 2018: *right on trend*



Again this year, the National Painting and Decorating Show had Coventry's Ricoh Arena buzzing with hands-on demos, product launches and new techniques for the crowds of professional decorators and contractors who

attended the annual two-day event. The industry's leading source of info and advice, the show also reflects the emerging trends steering the professional decorating marketplace.

This year three major trends were clearly evident.

First, growing demand for upmarket, superior quality paints and decorative finishes, including glittering designer plasters and wall murals, is great news for professionals looking to boost their profit margins by offering customers a wider spectrum of decorating options and price points.

Second, health and safety issues faced by decorating pros on a daily basis are being addressed by a growing number of manufacturers and suppliers. Ergonomically designed tools and systems are being

developed and constantly refined to reduce the discomfort, wear and tear and long-term injury problems that can be experienced by decorators.

Last but not least, environmental protection is increasingly important in new product development. At this year's show, this issue was particularly reflected in the many innovative sanding tools and systems on display.

Vista Digital **Wall to wall covering – with no joins**

With homeowners and companies alike seeking more adventurous and innovative interior decor options, Vista Digital has stepped up to satisfy this demand with its new one-piece bespoke wall murals.

Utilising the very latest digital print technology onto a highly durable poly-coated woven fabric, the stunning range of 1000 stock library images, as well as customers' own pictures or graphics, can be printed in one piece up to 5m high and 25m wide – with no joins! Big enough for any wall in a house, bar, restaurant or commercial building, plus application means no pattern matching or paste table required. The finished murals are fireproof, washable, both scratch- and water-resistant, and easily



removable, making them ideal for domestic and commercial applications. And for decorators who don't fancy hanging the murals themselves, the company also offers an installation service via a network of registered and trained installers, as well as an in-house design studio service for bespoke murals.

Contact: info@vistadigital.co.uk; tel: 01772 863711

Festool **Dust busters**

Festool displayed its latest range of sanders and dust extraction units on its stand, and also took part in a MasterClass Theatre session to demonstrate its new Mini Dust Extractor.

The new version features 'touch' power controls rather than switches, and also boasts a 'no snag' hose which has been upgraded to incorporate control from the 'business end' of the hose; this saves time and effort because the power doesn't have to be continually turned on and off from the actual unit.

The new Mini extractor carries a three-year free replacement parts warranty, plus a 10-year guarantee on replacement parts availability.

Contact: info-uk@festool.com or visit www.festool.co.uk

Spilled Paint Recovery **Don't cry over spilled paint!**

Business was brisk on the Spilled Paint Recovery stand, where visitors saw spilled paint disappear before their eyes. This quick and easy solution to an age-old decorating problem is recyclable, eco-friendly, fire-retardant and made in the UK.

Simply spread the sand-like fibrous material over the paint spill and watch it work in seconds, immediately containing the spillage to minimise damage and costly repairs. The spillage can then be disposed of and the remaining material reused.

Visit www.spilledpaint.co.uk;
tel: 07779333210.

Little Greene Paint Company **Maximise your profits with designer paints**

Little Greene Paint introduced its latest collection, a palette of authentic National Trust colours available in all of the company's finishes.



"Sales of designer paints are up 70% in the last five years," says operations director, Ben Mottershead, "and now account for 5% of the market.

In addition, research shows that 50% of all decorative paints are currently applied by professional decorators. When it comes to Little Greene paints, that figure rises to 75%."

According to Ben, there are several reasons for the growing trend towards upmarket designer paints. "Client expectations are increasing," he says, "largely influenced by social media. There is growing social pressure to choose the right colour, brand and finish.

"In the last 10 years, there has been an improved ability for people to recommend restaurants, hotels, holidays and the like via social media. That trend is constantly expanding, and as a result, people are increasingly using social media to seek out or recommend tradespeople such as



decorators, as well as the latest decorative effects and finishes."

The fact that many of today's younger customers are either not DIY savvy or simply not inclined to tackle decorating projects themselves is also stimulating demand for professional decorators, he says.

Ben also pointed out that the average redecoration time is five to six years, while in the designer paint sector, where customers may be more affluent and more inclined to keep up with changing decorative trends, redecoration time

is down to two to three years.

All good news for decorating pros!

Visit www.littlegreene.com;
tel: 0845 880 5855.

Dulux **Another Diamond from Dulux**

The latest product in the Dulux Trade Diamond range is Diamond Satinwood, a durable, low odour, quick-drying, non-yellowing, water-based satin finish for interior woodwork. Both stain- and grease-resistant, this new product delivers excellent flow and a high quality finish with no brush marks. The Dulux Trade Diamond range also sports a new look tin designed to simplify choosing the right product for the right application.



Go to: www.paintshow



Bradite

Prime, block, finish: One Can does it all!

That's the message from Bradite which was showing its new One Can all-purpose water-based primer and finish. Designed to block, seal, lock, kill and hide stains, this product adheres to all metals, woods and building plastics, and is anti-corrosive on all metals.

Providing interior and exterior durability, One Can dries in 30 minutes and is recoatable in an hour.

HighTower

A 'high-pod' solution from HighTower

Launched at last year's show, HighTower was back demonstrating its innovative solution to painting at height. The HighTower system prevents time loss caused by climbing up and down ladders, and also minimises potential accidents and spillages. It also ensures paint buckets and tools are at hand when painting above ground reach level, and eliminates the need to hold the paint can or bucket at height. The disposable liner saves on clean-up time, ensuring faster finishing, because as all professional decorators know, time is money!

Check it out at

www.HightowerPainting.com



Mirka

Mirka: dust-free sanding saves time and money

Mirka, the first company to introduce brushless motor technology in a sander, launched Leros, at 3.5kg the world's lightest wall and ceiling sander. Featuring 180 degree flexibility, a 5mm random orbit action, dual extraction points and an extendable pole, this dust-free sander is ergonomically designed for comfortable use. Mirka's message to decorators is that dust-free sanding significantly improves health and safety at work.

Visit www.mirka.co.uk



This year's show is on the 26th and 27th November 2019, once more at the Ricoh Arena, Coventry.



the varnish experts

launching our little diamond... heavy duty extreme varnish interior and exterior

the strongest of all one-pack varnishes that dries in minutes and cures in 16 hours for the ultimate protection of interior and exterior surfaces to an **industrial** level of finish



POLYVINE

find us in store or online at polyvine.com

No fibre loss...

*"No brushing out, no fibre loss, as it says on the packet.
I wish I had more than 4 sides to do."*

Decorating forum user



...No hassle

Ice Fusion can be put straight from the packet
into paint without pre-washing.



**PERFORMANCE
GUARANTEED**

OR YOUR MONEY BACK

Liberon's Home Colourcare decorative floor varnish *- not just a pretty finish*



Tired laminate or wooden flooring, a customer who wants not only to revive it but to create a whole new contemporary look and all on a tight budget. Liberon's Marketing Manager, Dominic McInerney, here explains how the company's new Home ColourCare Decorative Floor Varnish tackles this perennial problem.

Many people – professional decorators and their customers alike – tend to think of floor varnish as being something very visible that sits on top of a wooden or laminate floor looking rather 'high glaze'. Not a finish normally associated with sleek, contemporary interiors. However, it is possible to achieve a far more natural finish that has a modern, satin effect, complementing contemporary settings such as new homes, state-of-the-art offices or on-trend apartment interiors. In addition, for those wanting something more innovative, there is even the opportunity to choose colours or metallics.

When tackling a damaged laminate floor, many might think they would have to resort to ripping it out and installing a new one. However, Liberon's Home ColourCare Decorative Floor Varnish has adhesion properties that some simple light sanding will enable it to bond correctly.

As with any woodcare product, taking the time to prepare the surface in question correctly is key. Unusually, Home ColourCare Decorative Floor Varnish does not require an undercoat. This means money and time can be saved: always a bonus for professional decorators. The prepared surface must be clean, dry and free of grease. De-greasing using sugar soap is recommended. If any grease is left behind it will simply be pushed around during any sanding that is required.

Laminate flooring should be washed, rinsed and left to dry. Two washes is ideal. A light sanding using a 240 grit abrasive is required before dust is removed. For bare wooden floors a 120 grit abrasive may be used instead before removing all dust. For varnished, pre-varnished or painted wooden floors in good condition a 240 grit abrasive is recommended. Floors should be sanded back to bare wood if they are badly damaged or the finish is peeling. Again, all dust should

Two paints...

"Put the mini rollers in water based satin - made a cracking job of it. Tried the 9" in eggshell - laid paint off to perfection."

Painting Contractor

ProDec
ADVANCE



...One roller

Ice Fusion gives an outstanding finish with both emulsion and satin paints.



**PERFORMANCE
GUARANTEED**

OR YOUR MONEY BACK

then be removed. For waxed or oiled wooden floors a cleaner should be used to remove wax before the floor is sanded twice - once with 60 abrasive grit then 120 - until bare wood is reached before dust is carefully removed.

It is very important that the varnish is stirred not shaken. This is because the colour pigments in the product vary in weight, settling at the bottom of the container in layers. The varnish must be stirred, working around the bottom of the tin, so that it is properly mixed and will thereby achieve an even colour tone when applied.

The varnish should be applied using a synthetic, soft-bristled brush or 3 to 5 mm short pile roller. Regular, criss-cross strokes are recommended, finishing in the direction of the grain. The floor should then be left to dry for three hours before a second coat is applied and then a third coat if necessary. The floor will be dry after 12 hours.

The ideal application conditions are between 12° and 25°C. Of note are floors located at ground floor level, because they can often be very cold in winter, even if ambient temperatures are reasonable. For this type of flooring during winter it is a good idea to

encourage airflow and to extend drying time. Equally important is to try to avoid applying the varnish in conditions of high heat such as the heat wave the UK experienced last summer. In this instance the varnish is likely to dry too quickly and go streaky. Cooling the ambient temperature is recommended if a customer really needs the job done during warm summer days.

Liberon's Decorative Home ColourCare Floor varnish goes on like paint but provides excellent resistance to traffic and stains. It is available in white, plain and metallic grey shades, black and even a striking red.

A Word About Liberon's R&D Processes

Liberon is part of the V33 group, which is based in France. It is here that Liberon's range of products is developed and refined. Cutting-edge research and development laboratories are staffed by approximately thirty engineers and technicians. Their activity includes (but is not restricted to) constantly improving existing products, seeking out new raw materials, optimising manufacturing processes and methods, and acquiring better knowledge of regulatory constraints. Innovation is a key driver in the product development process. Continual market research and consumer studies identify emerging trends and benefits. All of which means professional decorators can be confident that Liberon products offer the most innovative and trend-led solutions of an unbeatable quality. For further information about Liberon and the company's extensive range of woodcare products, visit www.liberon.co.uk.



premill&finish

The perfect finish for any type of decoration

Adheres to painted surfaces
Super fine for a smooth finish
Fast setting for early sanding
Formulated for plasterboard jointing, surface smoothing, repair and snagging work



Special prices now available, please contact Wondertex:
01827 254402 | wondertex.co.uk

Woodcare
Experts Since
1912

Apply directly to laminate flooring



Colour your flooring



Decorative Floor Varnish

- 6 contemporary metallic, gloss and satin finishes
- Suitable for old laminate floors
- No undercoat required
- Highly durable protection

For more information on this new exciting range of woodcare products and stockists please get in touch

www.liberon.co.uk | 01797 367555



DDC : Centred on You

John Henderson,
managing director of
Dulux Decorator
Centre, discusses
with the PP&D the
next steps for
expanding business.

What is 'Centred on You' all about and how will it affect the decorator customer on a daily basis?

'Centred on You' is our customer proposition. We launched it a year ago and, whilst it continues to evolve, it's three words that work for everyone. As an employer, we have created an environment where our colleagues are at the heart of the business and all business decisions are made with colleague input. As a retailer, it's our customers who inform everything we do and the way in which we do it. We seek to form strong partnerships with our customers, adding value by truly understanding their businesses and then providing the services and products they need from us, when and where they need them, so together we can be successful. Examples of Centred on You in practice include all stores being open from 7am – 5pm, same-day delivery and Nectar reward

points. We used the introduction of 'Centred on You' to set expectations high for our customers; if you have a problem, talk to us about it - because the more you tell us, the more we can improve. Our customers may have seen the campaign in store, on line and via radio advertising but we hope that the thing they've noticed most is the improvements in our ranges, our service and our online presence - all of which have been undertaken as a result of customer feedback.

Explain and illustrate the range extensions in stores.


Over the past year, the business reviewed and overhauled seven categories, subsequently launching new improved ranges of specialist and problem-solving paint, exterior paint, woodcare, trim paint, workwear, and cleaning and preparation products. This was part of the introduction of 'Centred on You' and was



FARBE, AUSBAU & FASSADE

Europe's trade fair for
facade design & interior architecture

VISION COMES
IN MANY COLOURS.
AND TO THE FAF.



MARCH 20 – 23, 2019
COLOGNE EXHIBITION CENTRE
www.faf-messe.de



Why wait?

**THE AWARD WINNING FORMULA
THAT WORKS!**



PAINT PANTHER®

**The Award Winning
Paint & Varnish Remover**

Tears through multiple layers of
paint & varnish **incredibly fast!**

REMOVES METALISED PAINT



SUPER FAST ✓

EASY TO APPLY ✓
NON-DRIP GEL FORMULA ✓
REMOVES METALISED PAINTS ✓

AVAILABLE SIZES ✓
4L, 2.5L, 1L, 500ml, 250ml



'The brand you can trust'

Barrettine
TRUSTED BY THE PROFESSIONALS

St. Ivel Way, Warmley, Bristol BS30 8TY.
T. 0117 960 0060 F. 0117 935 2437
E. sales@barrettine.co.uk
www.barrettinePro.co.uk

Gold winner of the DIY Week Decorating Product of the Year 2011.

about meeting the needs of our customers in-store and on line. Whilst we are an AkzoNobel business and have Dulux in our name, it's important to demonstrate to customers that we are, first and foremost, a retailer, with 'decorator centre' in our name too. That means our priority is serving customers with the products and ranges they need. We have launched new ranges from leading brands such as Zinsser, Osmo, Coovar, Blackfriars, HG, Ultragrim and Dexters, supporting the range launches with market leading merchandising solutions and educational point of sale. Time is precious to painters and decorators. It's not practical for them to drive round multiple locations to get what they need. If we can't provide what they need when they need it, in one visit, then, quite simply, we will lose out. In total, we have launched over 400 new products to ensure our customers don't need to shop elsewhere.



Will DDC continue to expand its store network this year? If so, which areas will you concentrate on?

We have an ambitious growth plan which we kick-started last year with 20 organic new store openings and 16 store acquisitions. We are looking for opportunities where we have a gap in our store portfolio. We already have over 220 stores in our nationwide network but our ambition is to be a truly national stores business with excellent coverage of the UK, which meets the needs of our customers.

How do you see the relationship between on line business and in-store business developing? Does one feed the other?

Online shopping is another part of 'Centred on You'. As we have developed our proposition, we have increasingly discovered that our core audience of professional painters and decorators are driving a trend for online shopping, with quick collection options a necessity. By putting customers at the centre of what we do, we listen to their needs and aim to meet them. As these requirements change, then so will our activity. It's all about being agile to keep up with what customers want. Whilst our in-store ranges expand, we have placed a focus on how our online experience works, both independently and as part of the business. We've invested in improving the e-commerce experience for our customers and that's equated to on line sales increasing year on year. We are continually increasing the range of products we sell online. Previously, in-store sale events always proved to be great footfall drivers and are now having a similar impact on line, working in tandem to increase sales. We also made it easier to shop with us by increasing the options for online epayment, including PayPal.



Red Devil

- SPREADS EASILY
- PAINTABLE IN MINUTES
- WON'T SHRINK OR CRACK
- INTERIOR AND EXTERIOR USE
- CLEANS EASILY WITH JUST WATER

PREMIUM LIGHTWEIGHT FILLER

NO SANDING REQUIRED



MEDIUM GRADE READY MIXED ADHESIVE



- WILL NOT SHRINK TEXTILES OR FABRICS
- ADDED PVA FOR HIGH INITIAL TACK AND STRONG FINAL BOND
- EXCELLENT SLIP FOR PATTERN MATCHING
- CONTAINS FIRE RETARDANT FOR CRITICAL SURFACE SPREAD OF FLAMES

WWW.CIRET.CO.UK

+44(0)2392 457 450

Decorating solutions

from Axus Decor

Fillers & smoothers



We have worked meticulously over the past 3 years, in our quest to create a line of products that deal with the common issues decorators face with fillers & smoothers. Our range of fillers & smoothers includes 8 products, 3 of which are pre-mixed.

The first product in the line is the Dec-Patch, an everyday filler which can be used for repairing cracks, chases and holes up to 2cm deep. It's easy to sand, has minimal shrinkage and contains marble dust for a very fine finish.

The second is the Q3 Filler, the perfect filler for a quick job (ready to paint in 3 hours). It holds extremely well onto most substrates and can be used for repairs of any size/thickness, eliminating the need for multiple applications.

Six other products complete the range, which you can find at good decorating centres over the coming months. For information on your nearest stockist, call 020 8204 1422 or email info@axusdecor.com

Brewers *brief*

Checkatrade Discount for Brewers Account Holders

Brewers Decorator Centres have teamed up with Checkatrade to offer £120 off your first year's membership for Brewers account holders only.

Checkatrade is an online directory, based on reputation and customer reviews. With around 110,000 searches a month for painters and decorators, membership offers reliable trades people an opportunity to get in front of new customers, with no additional cost per lead. You'll also get a comprehensive web profile for your business, dedicated support throughout your membership and exclusive offers and discounts. The full money back Satisfaction Guarantee (terms and conditions apply), should give you the confidence to try Checkatrade and see the benefits for yourself! To join, call Checkatrade on 01243 608801 quoting 'Brewers19'.

If you're not yet a Brewers account holder, you can sign up for a pay as you go account online or in-store for 20% off your first and second orders plus 10% off Albany tinted colour, Albany wallpaper and Toolkit products.

Alternatively if a credit account suits your business needs, you can get trade discounts, flexible credit limit, up to 60 days interest free credit and 20% off your first purchase with a Brewers credit account. Visit brewers.co.uk for more details.



coo-var®

Stain Lock

Waterbased Sprayable Primer

Primer & Sealer In One ✓

Blocks Out Difficult Stains & Odours ✓

Prevents Bleeding Through ✓

Fast Drying ✓

Brush, Roller or Spray ✓

250ml, 500ml, 1L, 2.5L & 5L ✓



01482 328053

www.coo-var.co.uk





Dulux Trade and Painters' Hall

The rooms within Painters' Hall are historically and culturally significant and as you'd expect for a company of painters, the people who occupy the building are very knowledgeable about what goes on their walls. Therefore, any maintenance, decoration and improvements must be very carefully considered indeed.

So, in the summer of 2018, when The Worshipful Company of Painter-Stainers contracted Axis Europe to conduct internal decorations - specifically to the Banqueting Hall that had last been decorated 15 years ago - it was no ordinary job.

The works specified full redecoration of the walls and ceiling, windows and dados; repair and replacement of damaged timber floor planks and the sanding, lacquering and French polishing of the repaired flooring, restoration of the timber panels that surround the Banqueting Hall and the timber doors; refurbishment of the silver display cabinet and redecoration of the dome lighting.

For the decoration elements of the 2018 project, Axis Europe - a member of the Dulux Trade Contract Partnership scheme - called on the expertise of Dulux Trade to ensure that the history and high expectations of the Company of Painter-Stainers were carefully considered when it came to giving the Hall

The Worshipful Company of Painter-Stainers is one of the oldest livery companies in the City of London and has occupied a number of buildings named Painters' Hall, on Little Trinity Lane, for almost 500 years. It has now been redecorated using Dulux Trade products.

the period-appropriate re-decoration that it needed. In planning, colour matching, producing samples and finally carrying out the application, specialists from Dulux Trade provided reassurance every step of the way.

The process began with a site visit from Commercial Colour Consultant at Dulux Trade, Nicola Holmes. Using colour instruments and her own expertise, she carefully matched the colours already on the walls, then created a scheme complementary to the building. From there, the first paint samples could be made.

These were a mix of Sky Blue for the wall

panels, Florentine for ceiling detail, Wiltshire White for pillars and inserts and other carefully selected Colour Palette colours throughout the hall.

A test area ensured that the completed end result would match the Company of Painter-Stainers' required finish. Once this was approved, Dulux Trade matched colours to the existing design.

A total of 1,000 litres of Dulux Trade Durable Flat Matt was required for the walls of the Hall, with a further 400 litres for the ceiling. A team of 16 applicators worked for a period of six weeks to complete the work.

Joe Ibrahim, Managing Director of Projects at Axis Europe, says: "There is a substantial amount of gold leaf throughout the Banqueting Hall and this was re-gilded by our specialist heritage team, who worked with a member of the Company, a Master Gilder, to achieve a period-accurate finish. The Company's restored coat of arms was also put back in its rightful place in the Hall.

"Our decorators were more than aware of the need to use top quality products and provide a complimentary finish, which is why we opted for Dulux Trade. Having worked with them previously, we knew they would go above and beyond to make sure that the colours and finishes were exactly as required."

CONNECT TODAY ENSURE YOUR FUTURE



THE NEXT LEVEL
OF SPRAYER & JOB
MANAGEMENT



MAXIMIZE PRODUCTIVITY

Set preventative maintenance schedules & receive alerts and eliminate downtime for any company size



KNOW YOUR JOBS

Fast access to productivity facts & locations from anywhere in the palm of your hand



FASTER SERVICE

Quick access to Graco product information & nearby distributor and support from everywhere available in 9 languages

On test: High Pressure Washers

A lichen covered wall that you wish to paint will be quickly cleared of lichen with a High Pressure Washer. Connect a hose and plug in the cable and you're set. I have found the best nozzle is the rotating type where you have the power of a pencil spray and the covering power of a fan spray.

We asked some of the suppliers to send along their washers and we put them through their paces.

Makita HE101 Aqua Mac

Price	£112:37 Amazon
Wattage	1300
Rated Pressure	90bar
Max Inlet Water Pressure	NA
Rated Water Flow	7 litres per min
Weight	6.5kg (approx)

This is one of the tiddlers in the line-up. Unfortunately it does not come with a rotary nozzle, however it has a variable spray nozzle. Not equipped with wheels but then it's light enough to carry about whilst working. There isn't a detergent tank attached to the pump housing but there is a bottle to attach to the spray gun. A good high quality washer for the smaller jobs and an excellent washer for the domestic market and for light commercial work.



Makita HW 140

Price	£659:99 MachineMart
Wattage	2,300
Rated Pressure	140bar
Max Inlet Water Pressure	NA
Rated Water Flow	8.3 litres per min
Weight	26.2kg (approx)

A big powerful washer, at this price not a domestic tool. It's the largest on this line up and is certainly a substantial washer. It has wheels, and is the only one with a hose reel instead of the normal coil on hooks. You get two nozzles, a rotary and a variable. There are a few things to assemble, in hooks to coil the cable and attaching the hose inlet Hoselock connector to the lower front of the pump housing. Very powerful washer, quickly cleaned up my drive and removed moss and lichen from walls. Nicely put together washer with brass fitting on the spray gun and makes very light work of my badly stained drive and moss covered garden walls.



Screwfix Titan TT669PRW

Price	£89.99
Wattage	1800
Rated Pressure	90bar
Max Inlet Water Pressure	7bar
Rated Water Flow	6 litres per min
Weight	8kg (approx)

Easy to use washer and well equipped, you get a lance extension three nozzles, a variable spray nozzle, a rotary nozzle and rotating patio brush. All these fit onto the extension lance by way of the 'Hozlock' fitting. The pump housing is wheeled for ease of movement. On the top is a handle that can be left down in the storing position and by pressing a button can be raised for moving it about. On the back of the housing is a tank for detergent, the inlet for the water supply hose is at the rear under the tank and at the front of the housing you find the spray hose fits to the pressure outlet.



CROWN DECORATING CENTRES

REWARDS

PAINT FOR POINTS

EARN POINTS ON EVERY SINGLE PRODUCT*



Start Earning Points Today! Sign up at
CDCREWARDS.COM

In partnership with
red letter
DAYS

It's not just paint.
It's personal.®

* T & C's apply. IDS Customers will only receive points on sundry purchases. Not available to National Painting Contractors, Local Authorities, Housing Associations or Purchasing Organisations. See website for details.

Clarke International JETSTAR 1850 7336005

Price	£71.98 MachineMart
Wattage	1400
Rated Pressure	70bar
Max Inlet Water Pressure	NA
Rated Water Flow	6 litres per min
Weight	5.45kg (approx)

A small washer and the least powerful on this line up and the cheapest. It comes complete with a variable nozzle, a pair of wheels and a detergent bottle. Unfortunately, there is no a rotary nozzle which delivers much more power than the variable type. The spray gun comes in two parts using a push/twist connectors.



Clarke International JETSTAR 1950 7336010

Price	£107.98 MachineMart
Wattage	1600
Rated Pressure	90bar
Max Inlet Water Pressure	NA
Rated Water Flow	6.5 litres per min
Weight	8.4kg (approx)

A bigger version than the 1850 delivering 20 more bar and weighing three kilos more. Equipped with wheels, a variable nozzle and an integral detergent tank. A washer with an obvious family similarity to its small brother using the same two-part spray gun and variable spray nozzle. Like its relative, is good for domestic tasks but without a rotating nozzle it does take a bit more time to remove the grot.



Don't *just* decorate... **BEDEC-ORATE!**

Innovators in Water-based Technology

Bedec Products Ltd., Units 1 & 2 Poplars Farm, Aythorpe Roding, Dunmow, Essex. CM6 1RY
Tel: +44 (0) 1279 876 657 Email: info@bedec.co.uk www.bedec.co.uk



On test:

Vauxhall Combo Cargo

LE NAV L1H1 1,6 Turbo D

by David Stokes

The van Vauxhall Press Office sent was, as usual, the top of the range version with all the whistles and bells one would find in a luxury car. You find a myriad of devices that only a 12 year old would be comfortable with and if the owner has children, I'd put money on who sets up the van's gismos. I say owner because I don't see a van with these expensive and extensive 'extras' being found in a van used by employees and certainly won't be found in a hire van. You get sat nav, Bluetooth, cruise control, steering wheel mounted controls, electrically adjustable and heated door mirrors, electric windows, metallic paint and alloy wheels.

The Parking Pack (at £700.00) giving you front and rear proximity sensors, which show up on the screen as coloured bands showing you how close you are to a big bill for a new bumper. You get as standard the side sliding

door and the asymmetric rear doors which allows you to open the large door and place whatever you have in the other hand into the van.

In the cab there are a host of tiny and not so tiny cubby holes to place stuff, keys, mobile, small tablet and most important, sandwiches. If you run to a flask and it's not too big then one of the cup holders would fit or the door cards. There are four cup holders, which for a two seater is generous. Behind the non retractable screen is a cubbyhole that could accommodate the large iPad. On top of the dash is a lidded cubby hole where you could put your sandwich box as long as

it's not taller than 3" or your documents. Over the screen the width of the cab is a shelf where a slim document case or the sandwich box or attaché case.

Controls are all in the traditional place, e.g. handbrake between the seats, the short gear stick is attached to the dash allowing the driver to avoid knocking a knee on the



gearstick mount while sliding across the cab to exit by the passenger door. Convenient if you're parked close to a wall on the drivers side. In front of the cup holders on the centre binnacle is a 12 volt socket, on the screen is a USB socket for the phone etc. You might get a litre water bottle in each door card but it would need to be a slim one.

In the load area there are six tie down loops on the floor but no loops higher up which is a pity. It seems that van manufacturers don't see the need for tie loops at say waist level to secure a tall load like a washing machine.

Out on the road the Combo is a delight to drive with an excellent view out of the rear for a van. There are no windows in the rear doors for security, what the thieves can't see they are unlikely to steal. For that reason an internal mirror is not fitted. If any driver is worried about appearance then there is a mirror behind the sun visor.

All in all an excellent small van, comfortable and easy to drive. All prices quoted are excluding VAT.

Basic 'On the Road' Price

As Tested

£21,438.33
(excluding VAT)

Specification:

Engine	1.6 (100PS) Turbo D
Capacity	1560cc
Max Power	100PS @ 3750rpm
Max Torque @	1750rpm
L1 Load Length	1781mm
H1 Load Height	1236mm
Max Payload	668kg
Load Space Capacity	3.3M3
Fuel Tank Capacity	50 litres
Insurance Group	29E
Service Interval	16,000 miles or 1 year

Annual VED £250.00 First Year

Annual VED£140.00 Other Years

Economy

Urban 60.1mpg

Extra urban 70.6mpg

Combined 65.6mpg

CO2 Emissions (g/km) 111

Ladder Rack £240.00 from Van
- Racks 01539 621884

Roof Rails
£125.00 (Vauxhall part)



bromboroughpaints

Wallcovering & Paint Specialists. Est. 1948

Now open in Stoke!

- All major brands available
- Colour mixing service
- Extensive selection of wallcoverings
- Wide range of decorating tools & materials
- Competitive prices
- Friendly, expert advice

For more information call: 0151 334 1237
or visit www.bromboroughpaints.co.uk



...we've got the North West covered!

Deal with spilled paint

Spilled Paint Recovery is a quick and easy solution to an age-old decorating problem is recyclable, eco-friendly, fire-retardant and made in the UK. Simply spread the sand-like fibrous material over the paint spill and watch it work in seconds, immediately containing the spillage to minimise damage and costly repairs. The spillage can then be disposed of and the remaining material reused.



Osmo TopOil - No More Water Marks

Microporous natural hardwax-oil wood finish which is extremely hardwearing, water repellent and dirt resistant. The finish is resistant against wine, beer, cola, coffee, tea, fruit juices, milk and water. These types of liquid spillages will tightly bead on the surface without leaving any marks, simply clean by wiping with a cloth.

New from F&B for Brewers

Farrow & Ball and Brewers Decorator Centres will celebrate 20 years of working together with the launch of three classic designs selected to create a fresh new collection, exclusive to Brewers stores and online.

Bumble Bee: This iconic design takes on a darker side with the inky hue of Stiffkey Blue overlaid with the tranquil tones of Calluna.
Tessella: A confident geometric with a softer feel, reimagined in warm shades of Pink Ground and Pointing.
Shouchikubai: Associated with celebration, this hexagonal design is uncomplicated in feel, and is available in the new colours Jitney, School House White and Treron.



Paints for re-spraying kitchen cabinets



Suited to the high quality finishing and maintenance of kitchen cabinetry, Futura Aqua from TeknosPro is a family of three durable and easy to use waterborne urethane alkyd based paints that offer a range of sheen levels coupled with good sanding and adhesive properties. The paints can be used on bare, new cabinetry or to renew an existing scheme.

The extensive range of colour shades have modern pigments that disperse evenly through the paint and provide lasting colour that is fade, weather and UV resistant, so the finish retains its appearance over time. Futura Aqua sprays easily through a hand-held sprayer and may be thinned with water if necessary; quick drying times mean the surface is dry after one hour and can be over-coated in four hours.

DDC's new workwear

The new collection now features a Bib and Brace, with darted kneepad pockets for easy storage, a wear resistant hem and hide-away holster pockets, while the new Trousers feature deep patch pockets and bottom loading knee pads to aid flexibility.

The expanded range also includes professional workwear from Dexters.


The Dexters Decorator Trousers feature an interchangeable pocket system that means trade professionals can keep the tools they need close to hand.

Made from ripstop polyester, they're said to be durable, flexible and quick-drying. A gusset panel between the legs offers good freedom of movement, while a raised back yoke on the trousers improves comfort for more physical movement.



A clear Deltec

Deltec has made some adjustments to its product range to create a uniform design. Packaging, labels, dimensions and product names have all been reviewed and a clear and up-to-date range has been developed. This will help the professional to get the right tape, for each paint job, even faster and easier.



Traditional Handmade Look Tiles

Walls and Floors have just released their Vernice Tile Collection. A selection of square white body ceramic wall tiles with an undulating surface and handcrafted effect raw edges, inspired by Morocco's traditional handmade Zellige Tiles.

The collection consists of 5 colours - ranging from cool whites and pale greens through to strong, moody blues. Each colourway contains a rustic shade variance, to add extra interest and character to the wall space.

All at hand

The HighTower system prevents time loss caused by climbing up and down ladders, and also minimises potential accidents and spillages. It also ensures paint buckets and tools are at hand when painting above ground reach level, and eliminates the need to hold the paint can or bucket at height. The disposable liner saves on clean-up time, ensuring faster finishing.



Snickers High-Performance Work Jackets

Top athletes have long enjoyed the benefits of performance wear - now professional craftsmen and women can too with Snickers Workwear's new range of high-performance winter jackets.

These new ALLroundWork Jackets are just what the name suggests. There's a selection of super-lightweight 37.5® Jackets, Windproof Shell Jackets, Hi-Vis and Waterproof Jackets plus Parkas that all have the features and functionality that you'd expect in Snickers working clothes. They're great looking garments that will keep you looking and feeling comfy wherever you are and whatever you're doing at work in cold.





Stormdry now in 1 litre handy pack

Safeguard's Stormdry Masonry Protection Cream is now available in handy one tubs; providing a cost-effective solution for those dealing with localised rain ingress through masonry, and tradespeople wanting a convenient 'on the van' option.

Stormdry Masonry Protection Cream stops rain penetrating external walls, keeping them warm and dry. The Energy Saving Trust has granted Stormdry 'verified' status from the as high levels of moisture in the masonry, such as those in exposed locations, will lose heat faster than dry walls. Keeping walls dry by applying Stormdry will maximise their thermal performance.

Ladder safety device

Using a ladder when you're a painter and decorator is often a daily requirement, so it's recommended that you use an adequate ladder safety device. The LadderM8rix range helps to provide a safe, stable platform when working at height on ladders and can be placed on a diversity of surfaces including concrete, grass, marble, tiles, moss, decking, paving slabs, tarmac, snow and even solid ice!



New cordless impact drivers from Bosch

The new Bosch GDR 18V-200 C Professional and the Bosch GDX 18V-200 C Professional are both cordless impact drivers with three pre-set speed settings meaning tradespeople can now work faster, and more efficiently. The preselected speed minimises the risk of over-tightening and snapping screws. The first setting is designed for small screws, the second for medium and the third for large screws. This corresponds, to driving screws in sheet metals, wooden boards and metal profiles. Further control is provided by the accelerator switch, which regulates the power individually.

Both models are equipped with brushless motors for a longer lifetime and are operated by powerful 18-volt lithium-ion batteries. Those who place a value on light weight with a high output can turn to the new compact high-performance battery ProCORE18V 4.0 Ah. Thanks to new higher-capacity cells, it is single-layered and is thus considerably smaller and more compact than the two-layered standard battery with 4.0 Ah.



Offering access on the go



Consisting of a base pack and two further extensions packs that can be purchased separately, the Werner 303 series Access Tower is ideal for light trade work. The Mobile Access Tower Base Pack 1 has a platform height of 0.7m for lower level access work such as decorating, maintenance and construction work. The compact single width frame, complete with a sturdy platform, comes with double braked wheels for easy manoeuvrability and additional safety.

For those working at higher levels, the two extension packs offer professionals the option to extend the tower height.

The Mobile Access Tower Extension Pack 2 can be used to easily extend the working height of the base pack from 0.7m to 1.8m. For additional safety, diagonal bracing provides rigidity to the tower. If required, this tower's height can be increased further with the addition of the Mobile Access Tower Extension Pack 3. When combined with Base Pack 1 and Extension Pack 2, the platform height is extended to 3.8m.



Makita's first 'futureproof' job site radio

Receives DAB, DAB+, national and local radio stations

Makita's first DAB Job Site Radio with Bluetooth, the Makita DMR112, is the latest addition to the audio range that will meet everyone's taste in music and quality. With a dual power source by either AC adaptor or by Makita's CXT or LXT Lithium-Ion batteries, that can be found in Makita's cordless power tools range, this radio provides total convenience and cost efficiency.

The Makita DMR112 radio with Bluetooth is capable of receiving DAB, DAB+ and many national and local radio stations. DAB+ is the current standard across much of Europe with the main advantage of being three times more efficient, carries far more radio stations than DAB, and at a far higher audio quality. DAB+ is also a much greener technology because the overall transmission power required is far lower.

This radio has a two-way speaker system of twin 89mm diameter speakers that provide high quality sound and a maximum output, when using an 18V LXT Li-Ion battery, of 4.9 watts from each. This rugged IP64 protection-rated dust and showerproof site radio has an elastomer bump-protecting casing, foldable antenna for added protection, an AC adaptor jack and digital amplifier and LCD display, which offers equal protection to the existing range from Makita.

Philips EcoPro Lamp range

Lumileds has launched the new Philips EcoPro range of LED work lights. Equipped with high-quality LEDs and hands-free features, the EcoPro range also provides the powerful bright light (6,500 K) needed to get the job done.

The rechargeable projector lamp has a long-lasting battery providing up to six hours of continuous use. Delivering up to 1,000 lumen (10W) in boost mode, it gives off a super wide beam of consistently bright light. If more battery life is required, simply switch to a 500 lumen (5W) Eco mode, there is also a battery life indicator that shows exactly how long before a recharge is necessary.

The Philips EcoPro50 also comes with a magnetic mounting accessory.



Fenwick & Tilbrook Pure Matt Plus

Paint manufacturer Fenwick & Tilbrook has launched Pure Matt Plus – a flat matt finish with only a 3% sheen so is ideal for walls and ceilings and, with a highly durable, washable finish, also for high traffic areas.

A water-based paint, Fenwick & Tilbrook's Pure Matt Plus is easy to apply by brush, roller or spray and, with low VOC content, it can be used throughout the home. It is available in the entire spectrum of Fenwick & Tilbrook's standard colours and special editions, as well as being colour matched to virtually any shade.

Mini Pocket Spirit Levels

New Mini Pocket spirit levels have now been added to its range of best in class levelling and marking equipment. Hultafors have an ergonomic design that includes a crush-proof vial with a +60% magnifying effect and luminescent effect for easy reading in light or dark conditions.

There's also a strong protective casing and, what's more the magnetic version is ideal for accurate vertical measuring.





HM Government

**UK LEAVES
THE EU** 29.03.19

Check how your business can still use chemicals once the UK leaves the EU

Businesses that use chemicals will need to follow new regulations and may need to take additional steps to stay compliant in the event of a no deal outcome.

To find out how to prepare, visit **hse.gov.uk/euexitreach**



THE LITTLE ONE-HAND SANDERS

with speed control and PES filter cartridge in set



DELTA SANDER

ODE 100-2 set

- 200 watt
- 8000-13000 rpm
- 16000-26000 opm
- Orbit 2 mm
- Only 1.2 kg
- Including sanding paper 1 x P 80 and 1 x P 120
- External dust extraction Ø 27 mm



SMALL SURFACES AND EDGES

PALM SANDER

OSE 80-2 set

- 8000-13000 rpm
- 16000-26000 opm
- 200 watt
- Orbit 2 mm
- Only 1.2 kg
- Including sanding paper 1 x P 80 and 1 x P 120
- External dust extraction Ø 27 mm



CORNERS AND EDGES

RANDOM-ORBIT SANDER

ORE 150-5 set

- 350 watt
- 5800-10000 rpm
- 11600-20000 opm
- Orbit 5 mm
- 2.1 kg
- Including sanding paper 1 x P 80 and 1 x P 120
- External dust extraction Ø 27 mm



ROUND SHAPES

SAFETY VACUUM CLEANER

VCE 26 L MC

- 1250 watt
- 3600 lpm
- 21000 Pa
- Container Volume 25 l / Wet vacuuming 16 l
- 8.4 kg



SUPRA FLEX

SE 14-1 125 Set

- 1400 watt
- 600-2100 rpm
- Ø 125 mm
- 2.6 kg



For more information please contact

Stuart Colclough

P0 Box 192, Darlington DL1 9FN
Phone +44 (0) 1 325 741793
Fax +44 (0) 1 915 045133
Mobile +44 (0) 77 909 90682
uk.sales@flex-tools.com

FLEX
Das Original