

The Professional Painter & Decorator



**Don't blend into the background
bring your uniform to life**
& discover our personalisation service on page 35

STAIN

REPELLENT TECHNOLOGY
IN A WIDE RANGE OF COLOURS



DURABLE DIAMOND WITHSTANDS
SCRUBS, SCUFFS AND STAINS



ENSURES SPILLS
JUST WIPE AWAY



The Professional Painter & Decorator

INCORPORATING THE PAINTING & DECORATING JOURNAL

News	2
Specialist finishes: Ideas on oak	10
Dulux Academy: the experience	12
A year on from the launch of the Dulux Academy it celebrated its first anniversary during National Apprenticeship Week. We look at the experience of one apprentice there.	
Trompe L'oeil: Tudor Linen Fold Panel in Medium Oak	18
By Robert Woodland LCGI, a member of London Association Master Decorators and the Painting and Decorating Association for over 40 years.	
6 paint spraying myths debunked	22
Pricey? Complicated? No demand? Graco looks at the myths that have grown up around spray painting and dispels them.	
Getting there safely and efficiently	24
You are often required to work at height but which ladder to use? Paul Bruton of Werner, gives us a run down of the right products for the right application.	
Cleanable Premium Emulsion from Johnstone's Trade	28
Johnstone's Trade has recently launched a new premium emulsion, Cleanable Matt, designed to offer a more stain-resistant solution that keeps its matt finish for longer.	
Top of the colour charts	34
Dulux has unveiled pop-star-turned-presenter Rochelle Humes as the ambassador for the stunning 2017 Colour of the Year, Denim Drift.	
Benjamin Moore Paint on the road	36
Roadshows have put the products of US giant into the hands of the UK trade. Are they worth attending?	
Crown Trade Fastflow adds satin to range	38
The trade has been a big supporter of the Crown Trade Fastflow range – and now the opportunities for decorators using the pioneering water-based system indoors and out are increasing with a new addition to the range.	
Decorating solutions from Axus Décor	42
Brewers brief	44
How to photograph your work	46
A good portfolio of your work can only be achieved by good photography. Here are some tips by a top photographer.	
On test: steps	50
On test: Vauxhall Movano 2.3 CDTi 145ps Bi Turbo L3H2	54
Consider colour outdoors	57
With thousands of shades available across the paint range, Sandtex Trade brings colour and protection outdoors for trim and masonry paint projects.	
Marketplace	58



**The National
Painting & Decorating Show**
Nov 28th - Nov 29th 2017

Editorial David Pescod
Advertising Richard Daynes

Published by
DPA Publishing Ltd
Stoney Lane Barn
Stoney Lane
Bovingdon
Herts HP3 0LY

Editorial: 01303 238002
Email: davidpescod@aol.com

Advertising & Subscriptions: 01442 832715

Production The Orange Design Group

Printed by Wyndeham, Roche
Subscription £18.00 p.a. (in the UK)

Subscribe to the

The Professional Painter & Decorator

**only
£18 per year**
(including postage)

The Professional Painter & Decorator



**It's the only way of ensuring
you receive your copy**

Published 4 times per year -
February, May, August & November

Make cheques payable to
DPA Publishing Ltd
Orders can only be accepted with payment

Send to:
DPA Publishing Ltd
Stoney Lane Barn, Stoney Lane,
Bovingdon, Hertfordshire HP3 0LY

SUBSCRIPTION

Name: _____

Company: _____

Address: _____

Postcode: _____

Email: _____

Ronseal launches to trade

Ronseal has launched a new range of woodcare products into the UK trademarket. The Ronseal Trade range has BBA certification and new packaging design.

The woodcare brand is re-launching its trade range following research with merchants and end users, that identified an increased demand for Ronseal's woodcare products in the trade segment. They also identified a need to create packaging focused on end user needs.

The range includes: Decking Protector, Wood Preserver, Fencing Stain, Woodstain and varnishes.

The painter writes

A London decorator is heading up the book charts with his outrageous tales from the stepladder. Cutting In, is based on real life incidents gleaned from the past four decades papering living rooms in houses across the East End.

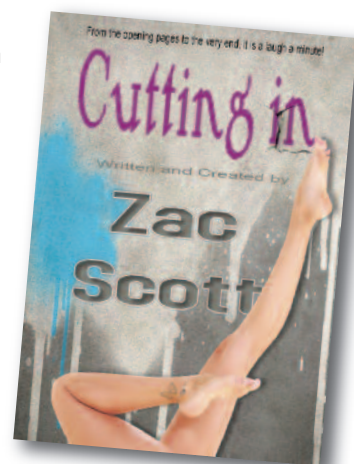
Decorator and now writer Zac Scott said: "I have been in the decorating game for more than 40 years. During that time I've been involved in, and seen, many comical situations which has led me to write this funny and very rude book - I would say 90 per cent of Cutting In is based on real events.

"All the characters are based on real people, there is a lot of me in there, and mates of mine or people that I have worked with or met over the years."

Cutting In is the story of a painting firm in the mid-1970s who offer a naked decorating service.

Getting their kit off brings in contracts from across the capital but it also lands them in hot water with some of the East End's most notorious villains.

For more information go to Amazon and search for Zac Scott, where the Kindle and paperback versions of Cutting In are available.



WWD



selection of paints

Railway repainting on right track with Bradite

Repainting a cast iron bridge on the Ffestiniog heritage railway in Wales' Snowdonia National Park, has been completed thanks to products and technical advice from Bradite.

The Tanybwllch Bridge, built in 1854, carries the railway track over the Llanfrothen to Maentwrog road. The bridge was last repainted in 1986 after strengthening work was completed. It was decided that a further repaint job would be carried out after inspection and maintenance to the concrete track bed was carried out.

"After inspecting the cast ironwork on the bridge, Bradite specified the process and materials to clean, prepare and paint the ironwork - we regularly use Bradite paint for the coating of external metalwork" said Alan



Norton of the Ffestiniog Railway Company.

First, the ironwork was pressure washed and a fungicide solution was applied followed by a Bradite degreaser before further washing took place. From there, removal of any rust was carried out and then a coating of Bradite AP70 was applied followed by Bradite AM60 Primer, a high build modified alkyd-based micaceous iron oxide coating which provides excellent anti-corrosive protection.

The skill's challenge

The Crown Trade Apprentice Decorator of the Year competition kicked off its 38th year with a series of regional heats across the UK in April to find the next generation of outstanding candidates from the length and breadth of the nation.

In November, competitors making the winning round in the regional finals will find the stage set at the UK's premier apprentice event, The Skills Show at the NEC, for the finals of the Crown Trade Apprentice Decorator of the Year contest.

There's even the chance of representing the country at an international level. Those star performers who stand out in the judging process, and meet certain age criteria can be 'long-listed' for selection for the WorldSkills UK Squad.

Although it is a contest with a long heritage, the competition - which offers £1,000 as a prize to the winner - is even more relevant today as it was when launched in the 1970s as the industry looks to new ways to address skills challenges.

DEEST



Brewers
DECORATOR CENTRES



brewerspains

Over 150 branches, for your nearest call 01323 411080 or visit www.brewers.co.uk

CDC takes on artistic challenge

A city centre art project in collaboration with a Crown Decorating Centre has broken new ground with its innovative use of paints.

The Nuart project in Aberdeen has seen five stunning artworks created by internationally renowned street artists and brought to life with expert advice from the city's Crown Decorating Centre.

The giant paintings now bring an amazing splash of colour to buildings across the Granite City and have been created using Sandtex Trade High Cover Smooth paint to ensure not only a quality finish but also colours which will stand the test of time.

The high profile murals range from a spectacular artwork covering the city's central market building, by internationally renowned German art duo, Herekut to Australian Fintan Magee, who returned to his Scottish roots.

Nuart Aberdeen features a total of eleven artists' work and was brought to the city by business organisation Aberdeen Inspired and Aberdeen City Council, and was supported by main sponsor Burness Paull LLP.





SUPERIOR WOOD PROTECTION



Self priming and undercoating

Superior flexibility

Wide choice of colour

10 years protection

Sadolin®, Proud Sponsors of



Email: info@sadolin.co.uk

Tel: 0330 0240 298

www.sadolin.co.uk



PAINT TO BE PROUD OF

STAIN
MARK
CLEAN
REPEAT



Stays Matt for Longer
Cleanable Matt with Advanced Stain Resistance



#JTCleanable

Crown goes for Mercs

Crown commissioned 15 Mercedes-Benz Citans after Daimler Fleet Management undertook a analysis of its requirements. DFM Fleet Sales Manager Scott Chambers made a compelling whole-life cost

case for the Mercedes-Benz product, which was then corroborated by the week-long trials of two demonstration vehicles he arranged for his customer.

Its new vans are all Long-bodied 109 CDI versions of the fuel-efficient Citan, the



smallest commercial vehicle ever to wear a three-pointed star. Supplied by North-East Dealer Bell Truck and Van, they are the subject of a contract hire agreement with Daimler Fleet Management, a business unit of Mercedes-Benz parent company Daimler AG.

Ford Transit goes automatic

Transit customers can now order a new six-speed SelectShift automatic transmission. Available from £25,340 and £27,065 (ex. VAT, from 2nd May) for the Transit Custom and Transit respectively, the new transmission can be specified in combination with the 130PS and 170PS versions of Ford's new EcoBlue diesel engine, with Auto-Start-Stop as standard. Engineered specifically for the Transit, the SelectShift six-speed auto has a new torque converter and external casing to improve refinement, with a torque capacity of more than 415Nm.

Graham Critten

It is with deep regret that we have to report the death of Graham Critten, MD and founder of Shield, the company that successfully developed innovative workwear for the trade. Our condolences to his family. We understand that the business will carry on unaffected.

LEWSAN

BUY NOW ONLINE

The solution for stairwell access!

safe, simple & smart
put it in your online cart
STAIRMATE

A unique device enabling the professional decorator to access walls and ceilings above stairs and steps using any conventional ladder.

Tel 01708 473842
www.stairmate.com

28th & 29th November 2017

THE NATIONAL PAINTING AND DECORATING SHOW

RICOH ARENA

Covers everything.

For full details go to
www.paintshow.co.uk

VAN GOGH
DID IT. CÉZANNE
DID IT. WE DO IT. WE
SIGN EVERY SINGLE
MASTERPIECE WE
MAKE TOO.



Brewers at Tesa

Representatives Brewers recently attended a training session at tesa, which highlighted the practical and economic value of selecting the right masking tape and the right quality of product for any particular job. This was delivered in a 'Painter-to-Painter' format by Jason Ebers, a seasoned professional with over 25 years' experience who really knows the demands faced every day in the trade. So you know where to go for this knowledge.

Ladder Association guidance for telescopic ladders

The Ladder Association, a not-for-profit body dedicated to promoting safe ladder use, has produced a safety guide for users of telescopic ladders - an increasingly popular piece of equipment for working at height - following recent reports of unsafe products in the UK.

The guide provides key safety information for members of the public, including guidance on:

- Buying - how to make sure users are buying safe ladders that meet the European product standard for ladders, EN 131
- Using - advice on good practice for using a telescopic ladder to work at height
- Maintaining - how to care for and correctly store your telescopic ladder to ensure it remains in good condition

Reports of unsafe telescopic ladders were published following enquiries led by Derbyshire County Council's trading standards team, who discovered a total of 13 different telescopic ladder types all failed to meet EN 131. The Ladder Association worked closely with Derbyshire County Council's trading standards team and the Health and Safety Executive (HSE) on this issue and part funded the product testing.

Travis Perkins raises over £38,000 for air ambulance service

Travis Perkins has raised over £38,000 for the Northampton and Warwickshire Air Ambulance Service.

The 500-strong Travis Perkins IT team raised the vital funds, which will help service the lifesaving missions that are carried out by the charity, through a series of challenges and events. This included a dragon boat race and summer ball, in addition to the team completing a sponsored National and Yorkshire Three Peaks Challenge.

As part of the charitable work, Travis Perkins also took part in Air Ambulance Week, which included setting up a clothes bank and organising a bake off. Another fundraising triumph saw the plc IT department hold a Christmas cake sale, which raised a staggering £4,000 in just an hour.

Johnstone's Trade welcomes forum



Johnstone's Trade invited members of the Decorators Forum to attend a behind-the-scenes event day at its head offices.

The aim of the day was to show the professional painters and decorators what components make up the paint manufacturing process, and offer them a look into the history of the PPG and Johnstone's Trade brands. Attendees were also given the opportunity to test the recently-launched reformulation of Jonmat Premium Contract Matt, as well as an exclusive first look at products that have not yet been launched to the wider market.

Richard Mazurkiewicz, Marketing Manager at Johnstone's Trade said:

"The event was hugely beneficial and informative for all parties involved. We're hoping to host many more event days with painters and decorators from across the UK - watch this space."

The Decorators Forum is a Facebook group, set up to allow professionals from across the painting and decorating industry to share tips and advice with each other. The forum has more than 5,000 members and is free for anyone in the trade to join.



As good as new

With a class 1 scrub rating, Crown Trade Clean Extreme Scrubbable Matt lets customers scrub away stains without damaging the surface or your fine work.



Crown Trade, Proud Sponsors of



Tel: 0330 040297 Email: info@crowntrade.co.uk Visit: www.crowntrade.co.uk
 © Crown Paints Ltd, Crown House, Hollins Road, Bolton, Lancashire, BB3 0BG

It's not just paint.
It's personal.®

Ideas on oak

When thinking about this new series of articles, I decided to keep things as simple as possible. I fully understand that not everyone has had the benefit of training in the subject or access to specialist tools and that there is a need to help the less experienced and give hints and ideas but then it is a case of practise, practise, practise.

1

Here are some more ideas and exercises for oak graining. There are many ways for graining oak and it is well worth reading some of the old painter's manuals.

Panel 1. This panel has been prepared using Benjamin Moore Regal Pearl (cork 3153-40). Mix some raw umber and raw sienna with acrylic glaze and apply the glaze to the panel. Then take a rubber graduated comb and pull through the wet glaze. Then take a plain rubber comb and pull it across the wet glaze at an angle. When dry, overglaze the panel.

Panel 2. On this panel we have a basic imitation of quarter grain oak. Using the wipeout method, glaze and grain your panel. With your graining combs and, then, with a piece of rounded plastic with cloth over the end or a rubber wipeout tool, wipe out the dapples. I would advise that you work from photos and drawings of this cut of wood.

2

3



Panel 3. This is a panel of bleached oak. The basecoat is Benjamin Moore's peanut butter regal pearl. Glaze the panel using burnt umber and a small spot of ultramarine blue mixed into an acrylic glaze. Comb the panel and, when dry, overglaze with an off-white glaze, using the wipeout method to produce the heartgrain.

Panel 4. On this panel, I have used a leather graining roller (knotted oak). The pattern of the woodgrain is carved into the leather and was originally designed by Thomas Kershaw. These were available in a number of different wood designs. All you need to do is roll it across a wet glaze.

My thanks to Benjamin Moore for sponsoring these articles.

If anyone is interested in courses on graining and marbling, please contact me at paulpaintcraft@hotmail.com

4



Toolsrequired

- Raw umber, raw sienna, burnt umber, ultramarine blue, white
- Acrylic glaze
- Selection of graining combs
- Rubbing in brushes
- Graining horn
- Badger softener
- Rag

Dulux Academy: the experience



A year on from the launch of the Dulux Academy, the state-of-the-art training facility in Slough celebrated its first anniversary during National Apprenticeship Week. We look at the experience of one apprentice there.

Since opening, the Dulux Academy's team of leading industry specialists has trained over 1,600 appliers, teaching them specific skills that they would not necessarily be exposed to on a day-to-day basis, and offering them formal qualifications for future professional reference. The results from the initial year look promising for Dulux's target of training over 10,000 painters and decorators by 2020. With courses covering every aspect of decorating, Dulux is constantly refining the Dulux Academy's offering in line with applier demand.

Josh Johnson, a Painting and Decorating Apprentice at the Dulux Academy, tells us all about his experience:

How did you hear about Dulux's apprenticeship scheme and Dulux Academy?

Dulux Academy advertised a vacancy for a P&D Apprentice at my college. I was one of many that applied for the role.

What attracted you to the course?

Dulux is such a major brand, I knew that having them on my CV would be a great start in my decorating career.

Which Dulux Academy courses

MUR EX[®]

ALL SUBSTRATES REPAIR FILLER

[FILL AND
REPAIR]



- ▶ **ROCK HARD**
- ▶ **EXCEPTIONAL ADHERENCE TO ALL SUBSTRATES**
- ▶ **WILL NOT FLASH OR GRIN**
- ▶ **WHITE IN COLOUR**
- ▶ **PAINT IN 24 H**
- ▶ **NO STABILISING SOLUTION OR PVA REQUIRED***

* On hard, cohesive, clean, sound and dry substrates

TOUPRET UK
25 North Row - London W1K 6DJ
Phone: +44 (0)203 691 6747
Fax: +44 (0)20 3691 6751
Email: toupretuk@toupret.com
www.toupret.co.uk

TOUPRET[®]
FILLERS FOR THE TRADE



appeal to you the most and why? Which have you most enjoyed?

I've enjoyed all of the courses I've been on. Some of them reinforce what I'm learning at college and others open up new areas for me including how to develop a website and

as they come in.

Is it what you expected?

The team at Dulux Academy want me to be the best I can be. It's great that that support and if I ever have a question or aren't sure of something I can always ask the team. I wasn't expecting to be so much a part of the team but they really involve me in team meetings and we've won a few awards, for which I've joined in the celebrations.

You're currently studying towards your City & Guild Level 3. How have you found the course and the support offered by Dulux Academy?

The Dulux Academy level 3 qualification enables me to learn at a pace I'm comfortable with and has made me expand my decorating knowledge, from making sustainable choices to advising on colour and

business.

Do you think you would have the same ambitions had you not undertaken the apprenticeship?

Doing an apprenticeship with Dulux Academy has really improved my confidence both as a decorator and as a person. I hope this will put me in a good position when I look for jobs in the future.

What's been the biggest positive of your time at Dulux Academy?

I've loved being part of the team and around the excitement of setting up Dulux Academy as I've been with them since the start. It's a great team and we work hard but have a lot of fun!

What advice would you give to others considering an



install large murals - things I wouldn't get a chance to do at college.

What does an average day on the apprenticeship entail?

I work at Dulux Academy for four days a week and attend college one day. During my time with the Academy team I support the setting up of courses, including ordering stock and checking tools and equipment, I paint out the bays after courses or complete room sets for marketing teams. I also attend courses and speak to visitors and customers

design. It's been great to meet other decorators doing the qualification and share ideas with them.

Once you've completed the qualification and your apprenticeship, what are your ambitions?

Ultimately I want to be a self-employed decorator but I think that will be in five or so years' time. When I finish my apprenticeship I want to work with other decorators to learn more about decorating and how to run a

apprenticeship, or a course at Dulux Academy?

You'll always gain something from a course at Dulux Academy, whether it's insider knowledge or a range of new skills, and you get to meet lots of other decorators so you can chat and share ideas. I'll be doing more courses in the future.

For more information about the new courses available at the Dulux Academy or to book a course, visit www.DuluxAcademy.co.uk

MIRKA



Smart Innovation

The award-winning, ergonomic Mirka® DEROS is the lightest random orbital sander on the market, and has been used successfully by thousands of professionals since its launch in 2012.

Now, Mirka® DEROS employs 'smart' technology with an integrated vibration sensor and Bluetooth connectivity. Using a free app on your mobile phone, you can monitor and record vibration levels while sanding.

w: mirka.co.uk t: 01908 866100



Quality from start to finish

FARROW & BALL

CRAFTSMEN IN PAINT AND PAPER

5 TIPS TO HELP CLIENTS CHOOSE A COLOUR SCHEME

Some customers know exactly what colour scheme they want, but many would welcome some guidance from their decorating professional, to help make that final decision. Here are five tips to help you advise customers on colour, and get the project started:



Start with the neutrals

“Showing customers the five key neutral groups (find them on the F&B website) is a great way to begin,” says Wayne Armstrong, lead decorator at Farrow & Ball. “Once they’ve identified a scheme they like the feel of, you’ll be able to show them some colour options based on the undertones within them.”

Create feature walls that work

The decision to have a feature wall can be a bold one and is often met with nervousness from clients. However, there are ways to make feature walls blend into a room seamlessly. All Farrow & Ball wallpaper is made using F&B paint, making it easy to use in a scheme and to get a

seamless connection between painted and wallpapered surfaces.

Understand the space

The eye is naturally drawn to contrasts, so if you have a customer who wants to make a long narrow room feel wider, then painting the shorter end walls in a darker colour will give the impression of a wider room. “Painting small dark rooms all white to make them appear bigger just doesn’t work,” continues Wayne. “You’re much better working with colour to make the room a cosy or interesting space.”

Ceilings don’t have to be white

If the room has no cornice or coving, then using the same colour on both walls and ceiling can help you deliver a rich and

restful atmosphere. Using one colour throughout a room makes it difficult to notice where the walls end and the ceiling begins, and is also a great way to hide a multitude of sins, like uneven plaster and oddly angled ceilings.

Look beyond the walls

Sometimes clients can be hesitant to go ahead with their decorating, over concerns it won’t work with existing furniture; such as kitchen cupboards or wardrobes. What they might have overlooked, is the option of painting these items in a complementary colour. Farrow & Ball have a range of durable paint finishes to suit interior and exterior wood and metal surfaces, with most available in all 132 colours.

Need technical support, or assistance with colour advice?

Visit www.farrow-ball.com, email sales@farrow-ball.com or call 01202 876141




Working with professional painters since 1946

WWW.FARROW-BALL.COM

FARROW & BALL

CRAFTSMEN IN PAINT AND PAPER




FOR A COMPLIMENTARY TIN OF OUR NEWLY
LAUNCHED MODERN EGGSHELL FINISH*, VISIT
WWW.FARROW-BALL.COM/FREE-MODERN-EGGSHELL

*Terms and conditions apply. Please see web link for details.

Tudor Linen Fold Panel in Medium Oak

Trompe L'oeil, or trick of the eye, gives depth to a flat surface. Here's how to achieve one form of it.
By Robert Woodland LCGI, a member of London Association Master Decorators and the Painting and Decorating Association for over 40 years.




Stage One: Setting Out

Draw out the design (here I have sketched scrolls) in a light graphic pencil over a background of 08 C 35 oil based eggshell / satin finish. I have also drawn a moulding around the edge to frame in the design.

I then placed tape in vertical strips along the lines starting on the left side of the design. The first tape strip is left of the line (L). The sequence is as follows, (L,L,R,L,L,C.R). The C is for the last curve scroll which goes down the middle.

With a small amount of Burnt Umber Pigment mixed with oil scumble medium, brush in to the right side of the tape and soften away fading the intensity of colour. This will become shadow later to the main design.



Stage Two. Shading and Blending

Check the design on panel to confirm where each tape has been and how the shadowing effect should look. You will notice at the top and bottom I have applied a slight shade following the scroll shape to enhance the design. Here I used a straight piece of plastic and softened away lightly from the design.

When dry, remove the vertical tapes and check strips are clean. Again apply tape to the moulding on the outside of both lines. We are now trying to create a curved edge. To the left and top, same method as before, apply carefully to each side of the tape, the colour leaving a lighter part between where the colour doesn't meet. To the right and lower edge we do the same but only along the outer edge. At each corner use the plastic to a 45% angle to make sure the shading stops at the 45 angle.



Stage Three: Moulding

This is a close up of the way I have shadowed in the surrounding edges of the outer mouldings.

You can see that the 45% angle is important to make it sharp. To the left and top there are two shadowing areas softened out but importantly a lighter area separates the shading in the moulding.

The right and lower blending is only applied to the outer tape edge which is about 25% fading inwards. This is the same all the way around the moulding. The left side and top have about 50% blended in and softened. Again to the 45% corners apply a light line along the 45% cut to imitate the wood cuts found in real mouldings.



Stage Four: Central Panel Quarter cut Oak

Leaving the outside tapes in place we now will apply over-grain to the internal panel only. Using Burnt Umber, Raw Umber and scumble mix we apply all over the surface using a brush and then flogged and combed vertically to produce the plain grain effect. Soften centre using a badger softener to give a softer main grain. To the moulding edge border the grain combing must follow the wood. Horizontal at top and bottom and vertical left and right. Soften all frame areas of the borders.

While the grain is still wet in the centre, we use cloth and wipe away the grain to produce the effect of quarter cut oak. These are very fine wipes and are light and do not pass over the vertical lines. Again soften using your badger softener.



Stage five: Rails and Stiles

Here you can see the combing tool and the effect. Apply the colour scumble mix and flog using a flogger to break up the brush lines. Using the comb, wipe out the grain along the top and bottom going horizontally to mimic the grain direction. Again soften the combing to produce the effect.

While still wet we use the cloth as we did in the centre and wipe away the straight grain. If you find it easier you can rotate the board to do the wiping. Use the badger, soften as you go to gently remove the sharpness of the effect and wipe outs.

Repeat the same for the sides and again the graining follows the wood vertically. Apply, flog and comb then soften. You can leave the rails and stiles in plain straight grain if you wish.



Stage Six: Finishing

Again at the joints around the sides of the panel we need to do the vertical cuts clean to show where the natural wood joints would be.

Once the entire panel has been finished and you are happy with the design we need to over grain. I have used a mix of scumble and Vandyke brown to give it a warm tone. A very light application and just along the darker shading vertically in the centre of the panel softening as you go.

Tools:

**Badger softener, flogger, oak combs, tape 5mm
Burnt Umber and
Vandyke Brown pigments,
oil scumble.**

6 paint spraying myths debunked

Pricey? Complicated?

No demand?

Graco looks at the myths that have grown up around spray painting and dispels them.

Paint spraying is not ideal for many projects

The only time airless painting is better is when you're involved in major projects where huge areas have to be coated. "That's not true," believes Sebastien Cochet, an independent painter. "I would go airless instead of painting with a roller and brush for anything larger than 10m²," he says. "Much of my work is on home renovation projects, where I use the Graco's Classic 390™ and save an incredible amount of time."

Sebastien also appreciates the fact that Graco machines can handle more than paint



“I would use airless over a roller or brush on anything over 10m²”

alone. "There are many airless painting appliances that can be used to apply other materials, from varnish through to spray plaster. You can use them for different projects. In fact, he believes there is only one time when paint spraying is not the best option. "When working in enclosed and unventilated places such as cellars, I advise against airless painting."

Airless systems are pricey

"To date it was the best money I ever

spent," is Wesley Rodermond's immediate response when we put this common conception to him. The owner of the

Dutch painting company saves on labour in particular when he gets his Finish Pro 395™ on the job. "I mostly work in existing and new build homes as well as in commercial



“It's the best money I've ever spent”

buildings. Depending on the size of the project, I save anywhere between 50% and 75% in time when I use my paint spraying system," he says. "In fact, I earned back the

coo-var®

PAINTS, PRIMERS AND SPECIALISED COATINGS

Not sure which specialised paint to use? Or even how to use it?
Who will you call?

Technical Services



- Experienced qualified technical team on hand
- Advice on preparation products and application
- Site visits
- Specifications
- Save time and money by calling us on:
01482 328053



It's not just about the paint!

Cleaning,
preparation
and Repair

Floor, Sport
and Line Marking

Safety
and Security

Hammercote
and Products
for Metal

Specialist
Paints

Varnishes
and Oils

Specialist
Primers

01482 328053

www.coo-var.co.uk





“Masking can be compensated by time saved applying the coating”

money I paid for my system within 2 days of buying it.” At first Wesley had to get accustomed to airless painting. “But I quickly mastered the technique. The machine is simply very easy to use.”

Masking takes too much time

Some painters are dubious about paint spraying because of all the masking involved. So

what does Peter Faass, Training, Material and Field Test Specialist at Graco, have to say about it?

“Yes, it’s true that you have to cover and tape off more, but that is easily compensated for by the time saved when painting.” Peter illustrates this with apartment walls, which measure some 300m². “Using a roller and brush it takes 8 hours,” he says. “That’s a full working day for just one coat. You need another 8 hours for the second coat, giving you a total of 16 hours. When you go airless it only takes you 12 hours – including the masking – and you save on half a day’s work. And not only do you up your work speed by 25%, you also use much less energy.” Another example involves finishing doors, radiators and windows. “When you work with a roller and brush you need three coats to produce a satisfactory result. If you spray paint the result already looks much more professional after just two

coats, and without visible brushstrokes. That means a 30% saving on time and a 30% saving on paint.”

There is no demand for paint spraying from my customers

Another assumption is that there is no demand for airless painting from customers. But could that not be due to them being ignorant of the option? We put the question to home-owner Tom Lietaert, who recently had the entire interior of his house – some



“The speed was astonishing – the job was done in 5 hours”

450m² – spray-painted white. “To be honest, I had never heard of the airless technique before,” Tom acknowledged. “But the speed was astonishing – the job was completed in 5 hours!” Tom also expressed his happiness with the finish. “Instead of roller marks, the finish was beautifully even. Some of my friends are also looking at getting their houses painted, and I did not hesitate in recommending paint spraying.”



Cleaning the machine is a time-consuming procedure

While it is true that the spray paint system must be thoroughly cleaned after each job – otherwise left-over paint can interfere with the machine. But it this does not have to be a lengthy process according to Freddy Flahaut of the Graco Service Partner, Dimatec. “A machine like the UltraMax II 1095™ can be cleaned in less than 10 minutes,” he says. “All that you need is two buckets – one empty and the other filled with water.” If you are not be using your appliance for a few days, then Freddy recommends that you also use Pump Armor™. “The fluid protects the pump from rust. Simply place the suction tube in the Pump Armor and AutoClean™ does the rest.” The idea that proper maintenance gives you years of use has been abundantly shown at Dimatec. “Somebody recently brought in an Ultra Max™ 795 that was made in 1999 for a check-up It was still in perfect condition.”

Airless paint spraying is too complicated

“Most people grasp the process within 10 minutes,” says Graco Country Manager Wilco Danen. “Moreover, it is also true that the more experience you have the greater your return from the device.” Some people might fear the technical aspects, but Wilco believes

“The more experience you have, the greater the return”

that is not necessary. “An airless unit is nothing more than a pump that sucks paint from a container, together with a hose and a gun to supply the paint. When you compare it to a shower, you realise that it is really a very simple system.

You can see some application videos using Graco machines on www.contractorclub.com



“Proper maintenance does not have to be a lengthy process”

Your **TRUSTED**
EXPERT for

Painting Tools Solutions



***Providing quality, service and
innovation to the painting and
decorating industry!***

ROTA!

kana

masq

prep

www.ciret.co.uk or call us on (+44) 2392 457450

Getting there safely and efficiently

You are often required to work at height but which ladder to use? Paul Bruton, Product Development Director for Werner, gives us a run down of the right products for the right application.

Preparation is essential regardless of the job at hand, but by the correct tools for the right application, you set the foundations for a safer and productive working environment. Traditionally painters and decorators may rely on one ladder solution for all manner of jobs, but it is crucial that you're evaluating how long you'll spend working at height and use the correct tool to allow for maximum comfort, space and safety. Considerations include ensuring the ladders you're working with have secure non-slip treads and that the ladder in use is the right height for the job.


Some of these factors might seem obvious, but it's important to press home such issues. Load capacity is another consideration, and the user should factor in their weight, the weight of the paint and tools being used to carry out the job – all of which will have a bearing on load capacity and the safety of the user.

For most jobs, combination ladders or stepladders will be appropriate, providing you're working at height for no more than 30 minutes at a time. For complex working environments such as working over stairs or small obstacles, Werner's ExtensionPLUS™ models include a number of key features



that help facilitate good working practice. The ExtensionPLUS™ X4 combines a large stepladder, an extension ladder, a stairway ladder and a freestanding extension ladder

all in one product. This type of ladder allows the user to carry out the more commonplace tasks, such as painting external walls, but also more challenging jobs where added



Win a track day with **SPIN + WIN**

In celebration of our new innovative Expression range we're giving you the chance to win one of ten fantastic track day experiences plus over 500 Hamilton & Hamilton Expression products.

Put your skill and creativity to the test.

**Walk into your local store to find out more
or go to hamiltonexpression.com/spinandwin**

Expression

HAMILTON®

*T&Cs apply – find details on the menu option of the game.



support is required.

Werner's podium ladder range is a popular choice for many professionals, offering a large standing platform for added comfort and a wrap around guardrail for security. Ideal for when working at fixed heights the platform feels like you're working on the ground and allows you to work facing any direction.

To help increase productivity and ensure you're taking fewer trips up and down the ladder, Werner's range of Lock-In Accessories can be customised for each job requirement. The 79000 series Lock-In Accessories are

available for use on all Werner Fibreglass Stepladders and come with a range of products including Paint Cups, Job Buckets, Utility Hooks and ToolLasso™, and some of the accessories include built in magnets to hold paintbrushes and other tools. The benefits of the Lock-In System enables you to expand your ladder work surface, meaning you can keep your tools and equipment within easy reach.

For larger scale jobs or when you're working at height for longer periods of time a mobile access towers may be a more suitable solution. The MiniMAX is an example of this type of access tower, which has been designed to be used across a range of environment while being easily transportable. Ideal for short-term access requirements, this highly versatile tower provides a strong working platform for a variety of height requirements.

Usability and practicality are key factors in the purchasing decision and by choosing a versatile access solution, users can aid productivity and help boost the bottom line,

whilst keeping safe.

For more information on Werner products, visit www.wernerco.com/uk





bromboroughpaints

Wallcovering & Paint Specialists. Est. 1948

Supplying the trade since 1948

- All major brands available
- Colour mixing service
- Extensive selection of wallcoverings
- Wide range of decorating tools & materials
- Competitive prices
- Friendly, expert advice

For more information call: 0151 334 1237

or visit www.bromboroughpaints.co.uk



...we've got the North West covered!

...we've got the North West covered!



HEAVY DUTY HARD SURFACE PROTECTION

FloorShell™ - heavy duty construction board with liquid resistant, breathable protection to allow new surfaces to continue curing. Plus, the scored edge makes it simple to protect skirting boards and walls. Strong enough for forklifts!

Aqua Shield™ - Fire retardant and dust free protection available in three thicknesses - 254 microns, 635 microns and 1016 microns.

X•Board - With the same liquid resistant and breathable qualities as FloorShell, X•Board offers a lighter weight alternative for hard surface protection. Quick and easy to lay down and will last for the duration of the job.

AVAILABLE FROM BREWERS DECORATOR CENTRES AND LOCAL DECORATORS MERCHANTS



Johnstone's Trade has recently launched a new premium emulsion, Cleanable Matt, designed to offer a more stain-resistant solution that keeps its matt finish for longer. Richard Mazurkiewicz, of Johnstone's Trade, explains how Cleanable Matt was developed after a gap in the market was identified.

At Johnstone's Trade, we're always striving to improve the products and services that we can offer our customer base and industry professionals. We identified a gap in the market for a high-quality cleanable coating, and so created the new

Cleanable premium emulsion from Johnstone's Trade

Cleanable Matt premium emulsion with advanced stain resistant technology.

The new emulsion paint has been developed to offer an extremely durable wall cover solution for high-traffic commercial and domestic areas that require frequent cleaning and are prone to common stains.

Rigorous testing

Before bringing any new product to market, we put it through its paces in a series of tests, to ensure that it is fit for purpose and meets the needs of customers.

For the new Cleanable Matt premium emulsion, the Johnstone's Trade technical

team developed advanced stain-resistant technology that prevents stains from setting into the paint.

The technical team trialled the product extensively on some of the most common domestic and commercial-setting stains. Among these were red wine, tea and coffee, crayons, ketchup, grass and mud and lipstick.

The development of Cleanable Matt means that painted walls can be easily cleaned with warm, soapy water. Where there are more stubborn stains, standard household cleaner* can be used to wipe these away.

Johnstone's Trade Cleanable Matt emulsion is

Manually applied **interior and exterior fillers**

PRESTONETT®

PROFESSIONAL TRADE QUALITY



- Fills up to 15 mm in 1 application
- Can be applied on damp substrates
- Water vapour permeable
- Ideal for sea frontal properties

PRESTONETT Waterproof Masonry Filler for
FAST & RELIABLE repairs every time !



Beissier

contact@beissier.eu • Tel : **020 7092 6696**

Fax : 020 7092 6698 - 4th Floor • 300 High Holborn • London WC1 7JH

Visit



www.beissier.eu

ideal for use in commercial, healthcare and education environments that receive high footfall, as well as domestic spaces.

For commercial environments, the product helps extend maintenance cycles as walls can be cleaned on a frequent basis without affecting the finish, removing the need for a regular re-paint. For domestic settings, Cleanable Matt ensures a long lasting finish that looks newer for longer. Quick drying and low odour as standard, the coating is perfect for high-traffic areas including kitchens, stairways and hallways.

The product also achieves an ISO 11998 class 1 scrub rating, making it extremely durable, while ensuring a matt finish for longer. Given the current painting and decorating trends, applicators' preferences and the type of work that the product has also been designed for, Cleanable Matt can be applied by airless spray, as well as brush and roller, increasing productivity.

Exclusive Industry Insight

Building long-lasting relationships and communicating with industry professionals is



the best way to gain valuable insight into what painters and decorators want and need from the paint they use.

With this in mind, we reached out to the Decorator's Forum - a Facebook group set up to allow professionals from across the painting and decorating industry to share tips and advice with each other. Members were

invited to attend a behind-the-scenes event day at our head offices in Birstall, Yorkshire to gain insight into and offer feedback on the new Johnstone's Trade products coming to market.

The aim of the day was to show the professional painters and decorators what components make up the paint manufacturing process, and offer them a look into the history of the PPG and Johnstone's Trade brand. During the event, attendees were given an exclusive first-look at Cleanable Matt, and the opportunity to test the product for themselves.

Feedback from attendees was extremely positive, and we're hoping to host many more event days with painters and decorators from across the UK in the future.

Johnstone's Trade Cleanable Matt is now available in over 16,000 colours. For more information on the product or other leading professional paints, please visit: www.johnstonestrade.com.

** The instructions and directions for use of cleaning products should always be checked*

DEFENDERS OF DECORATORS PROTECTORS OF PROFESSIONALS

THIS. IS. DUNLOP PRO DÉCOR.

ACHIEVE A PERFECT FINISH EVERY TIME, IN RECORD TIME.
A RANGE OF FILLERS AND SMOOTHERS DESIGNED TO SAVE THE DAY.



Find your friendly
neighbourhood stockist at
www.dunloptrade.com

✉ info@building-adhesives.com
📱 @DunlopProDecor
🇬🇧 Dunlop Adhesives UK



/axisdecor



@AxisDecor



ENDURANCE ALUMINIUM OXIDE PAPER

*"ADVANCED CERAMIC COATED
SANDING PAPER"*



www.axisdecor.com



STOCKIST INFO:
020 8204 1422

SUPER STRIPPER

XSR FLEXI-BLADE

"Maximum leverage, minimum damage"

**XSR SCRAPER OPTIONAL ATTACHMENT
GETS RIGHT UNDER WALLPAPER/PAINT
AND LIFTS IT OFF, FAST!**

**- WITHOUT DIGGING IN TO THE WALL,
MINIMISING NECESSARY REPAIR WORK!**



OLFA®

THE ORIGINATOR SINCE 1956

www.olfatools.co.uk



STOCKIST INFO:
020 8204 1422



/olfauk



@olfa_uk



MOVANO LOADS BETTER

Movano offers a wide choice of load length, roof height and even front or rear wheel drive. And with a range of four gross vehicle weights with truly impressive payloads, it's a great choice for your business.

COMMERCIAL VEHICLES

The Wheels of Business

Official Government Test Environmental Data. Fuel consumption figures mpg (litres/ (7.4), Extra-urban: 30.7 (9.2) - 42.8 (6.6), Combined: 30.4 (9.3) - 40.9 (6.9). CO₂

#Fuel consumption information is official government environmental data, tested in accordance with the relevant EU directive. Official EU-regulated test data is provided for comparison purposes and actual Correct at time of going to press.



BEST HEAVY VAN

Vauxhall Movano 3500
L2H2 FWD Eu6
BiTurbo 145ps Eu6



VAUXHALL

For more information call 0345 740 0777
or visit www.vauxhall.co.uk/vans

100km) and CO₂ emissions (g/km). Movano Panel Van range: Urban: 29.4 (9.6) - 38.2 emissions: 242 - 179g/km.*

performance will depend on driving style, road conditions and other non-technical factors. General Motors UK Limited t/a Vauxhall Motors reserves the right to change, amend or withdraw this offer at any point in time.

Top of the colour charts

Dulux has unveiled pop-star-turned-presenter Rochelle Humes as the ambassador for the stunning 2017 Colour of the Year, Denim Drift.

A soft grey-blue, Denim Drift was selected by Dulux's colour and design experts as the must-have shade for this year. It launched at the company's annual Colour Futures trend forecasting event and was the culmination of extensive research conducted by a global panel of design professionals. These experts made their selection taking into account trends in living and working spaces alongside macro trends around how people want to live. It's available across a variety of Dulux Trade's products and finishes. An interiors enthusiast undergoing a home renovation, Rochelle joined the Dulux Trade

team and professional decorators at a four-storey Georgian townhouse in central London to see for herself the many application opportunities Denim Drift is suited to. She received tips and advice from the professionals on how best to use the colour in a real home setting, as well as taking part in a demonstration on how to use the versatile shade to create an atmospheric ombre look as a new twist on traditional wall finishes.

Rochelle was also taught how to use Dulux Trade's Visualizer app, which allows decorators to help their customers quickly visualise colour on their walls before

application so they can be completely confident in their choice.

Professional Decorator and Set Builder, Jimmy Crippen of East Productions, collaborated with Dulux Trade to create the ombre look utilising Denim Drift. He said: "For richness of colour and quality of application, Dulux Trade products can't be bettered. Denim Drift offers a broad scope for creating interest within schemes and the ombre method is just one example of how innovative use of colour can give the illusion of texture and create a unique and modern finish."



Modern Painters & Decorators Uniform



"Huge thanks to Mark & the team @PaintersProtect... absolutely delighted with my new work wear. Great service from start to finish"

Neil Johnstone



**Speak to your local decorator centre about the
Shield Personalisation Service**



/PaintersProtection



@PaintersProtect

tel: 0844 858 4592

www.paintersprotection.co.uk

sales@shieldonline.com



***We're sad to announce the passing of Graham Critten, the founder of
Shield Quality at Work Ltd.***

***Graham was well known throughout the industry and loved by many,
especially the team here at Shield.***

He will be sadly missed but never forgotten.

Benjamin Moore Paint on the road



Roadshows have put the products of US giant into the hands of the UK trade. Are they worth attending?

Earlier this year, distributors of Benjamin Moore paint, Shaw Paints Ltd, hosted the first of its professional roadshow events in Manchester and Leicester. All decorators who turned up were able to apply the products themselves and observe demonstrations and practical applications of the interior and exterior wall paints as well as the trim paints and primers. Hosted by Managing Director Craig Shaw with the support of industry expert Peter Doyle, guests were provided with an informative overview of the Benjamin Moore colour range and colour tools as well as a company history.

One of North America's leading manufacturers of premium quality residential, commercial and industrial coatings, Benjamin Moore products were introduced into the UK market exclusive by Shaw Paints Ltd in 2015. Since then, the

brand has enjoyed a good response from the professional painting and decorating industry. Following the success of the first roadshow events and with an increasing demand for products amongst professionals since the launch of the brand in the UK, Shaw Paints plans to host future events all over the country. Here, we speak to Peter Doyle to gain an insight into the highlights of the events and understand why more professional painters and decorators are turning to Benjamin Moore products and why the roadshows are worth attending.

Why did you decide to get involved with hosting the Benjamin Moore roadshow?

"After working for a manufacturer for 30 years and being in the painting and decorating industry since leaving school, I felt that I really wanted to stay involved with the

trade. I love and try to help as many people within that trade as I can, in which ever way I can. I had a chance meeting with Craig Shaw (Managing Director of Shaw Paints Ltd) and having known each other for over 20 years, we spoke about getting involved with training and awareness events around the UK. I know that both Craig and I share the same passion for the trade and so it felt natural to get involved. Following our initial discussions, I spent two days at Shaw Paints HQ in Slough, going through the full range of Benjamin Moore products. I knew straight away that these products could make a huge difference to decorators businesses and I instantly felt excited to tell the trade world about them."

What are some of the highlights of the events?

"Everyone has an opportunity to discuss and

use the products, in a very relaxed and open atmosphere. The problems that the vast majority of decorators seem to have nowadays are touching in and flashing or picture framing, these are problems you do not get with Benjamin Moore paints. We discuss and show the excellent opacity of the wall finishes, as well as the easy to use trim ranges, perhaps the biggest highlight is that we offer open and honest conversation with the Craig who is extremely down to earth and cares about the decorators business as much as his own."

What do decorators gain from attending the event?

"The main thing I would say decorators gain from the event is without doubt confidence. Confidence in the product performing exactly as it should and knowing that you are going to achieve that excellent finish for your client with no concerns about needing a third coat, with a real sharp crisp colour. The day also gives the decorator the chance to see and use products such as ceiling paint and Aura Bath & Spa, giving them the confidence to specify these products without fear of failure."

What do the colleges gain from the hosting the event?

"As a past president of the APCT (Association of Painting Craft Teachers) and having worked with colleges around the UK for the last 30 years, I am delighted that Craig and Shaw Paints Ltd share my view on promoting new and different skills to colleges. We always invite the lecturers to the events and leave products to trial and

use by the colleges as well as brochures and product leaflets. In the future, Craig is looking to deliver the same event to the apprentices,



these products 'reputation enhancers' not reputation destroyers. Obviously you do need to have the decorator skills and these products will help show off those skills. I can honestly say that in 40 years in the trade, I have not come across products as good as these, whether it be a wall finish or from the trim range. The ordering and

delivery service is excellent, and something which is very dear to myself is the personal touch, Shaw Paints Ltd are a family run business who care about you, your client and your business, a truly professional and refreshing way to work with painters and decorators.

So to close, from all of the above, you can see why it was a very easy decision for me to get involved with the



who will be tomorrow's decorators."

What are the main benefits to a decorator's business from using Benjamin Moore products?

"As I mentioned before, the main benefit is confidence in the products. They will not let you down! I call

roadshows, and Craig from Benjamin Moore."

Confirmed upcoming roadshows include: New College Durham on the 7th July and Bridgewater and Taunton College (date to be confirmed).

For more information on future roadshows and how to sign up, subscribe to the Benjamin Moore UK newsletter at www.benjaminmoorepaint.co.uk



Crown Trade Fastflow adds satin to range

The trade has been a big supporter of the Crown Trade Fastflow range – and now the opportunities for decorators using the pioneering water-based system indoors and out are increasing with a new addition to the range.

Following extensive research and development, Crown Trade Fastflow Quick Dry Satin has been launched for 2017. Featuring advanced water based technology, Crown Trade Fastflow Quick Dry Satin offers the characteristics of a traditional solvent based product - with the benefits of a water based formulation. The end result is a fast drying performance and a low odour, as well as slower yellowing when compared to traditional alkyd systems.

Due to its fast-drying qualities, two coats can be applied in one day, and it is suitable for indoor and outdoor use.

Of major significance is the fact it has also been manufactured to Crown's Breatheasy® formulation, which means it is 99 per cent solvent free a key attribute which today's customers are increasingly requesting.

Crown Trade Fastflow Quick Dry Satin comes to the market following the launch in 2015 of Crown Trade Fastflow Quick Dry Gloss and Quick Dry Primer Undercoat.

Sharon Stone of Crown explains the Fastflow concept:

"When we launched Crown Trade Fastflow Quick Dry Gloss and Crown Trade Fastflow Quick Dry Primer Undercoat in 2015, we knew we'd developed something special.

With its water-based formulation, we were able to bring to market a product with a range of benefits, such as less fumes,

virtually no solvents, fast drying times and excellent opacity.

The high gloss finish also had the added benefit of staying whiter for longer, compared to traditional solvent-based gloss.

But, for a trade which enjoys the look and feel of a product for job satisfaction, it was the ability to offer something more traditional which set it apart. In the product trials we received reports from a variety of sources. Testers were bowled over by the fact that Crown Trade Fastflow felt much more like a traditional oil-based product than more traditional water-based paints.

They said it applied just like an oil-based product, flowing extremely well over the top of the first coat, with no dragging or pulling, and that it dried very quickly to leave a traditional oil-based wet look.

That was our eureka moment. We'd set out to break the mould in terms of formulation, but offer little change for decorating professionals in terms of application compared with oil-based products – and we'd hit the spot.

We knew it was very important to make our



product more like oil paints, because a significant proportion of the trade simply prefer their features and capabilities.

The development was driven by environmental issues regarding VOCs (Volatile Organic Compounds) and the fact that it was expected there would eventually be a push towards water-based paints.

But we tasked our chemists to work ahead of legislation, to deliver something that would meet environmental criteria – but also really meet the needs of the trade.

As a result of that early start, we now feel we have a robust range. In short, we've taken our time to get Crown Trade Fastflow Quick Dry Gloss right - and now we feel we have a product that is above and beyond the standard.

The technology

We set out to achieve a step change in a

WAGNER

up to **55%** less overspray
and maximum control



HEA | HIGH EFFICIENCY
AIRLESS™

revolutionary **low pressure airless** technology

wagner-group.com

COMING SOON

new formula and put a great deal of effort into achieving the ultimate and best gloss final finish appearance. We wanted it to be difficult to tell the difference on completion, to deliver a look, feel, flow and final finish normally associated with a solvent-based paint.

It was also important to optimise the technology to maintain the quick drying properties of a water based system.

To achieve this breakthrough, Crown's chemists used alkyd emulsion technology to obtain optimum results. Across the trade, the reference to alkyd is used a lot, but not widely understood. In basic terms, an alkyd is the resin system used in a solvent/oil based paint. To generate a water-based version, the alkyd is emulsified and stabilised in water to give the alkyd emulsion. The formulation is then built around this raw material to optimise the desired properties

At Crown we experimented with a way to combine the long-lasting, high-gloss performance characteristics of alkyds with the low-VOC, easy-to-use features of water-

based paints.

The end result is that we have now managed to replicate the high shine finish of an oil-based paint using water-based technology.

The benefits

Aside from the feel of an oil-based application, Crown Trade Fastflow has a wide of benefits for the trade. It can be used both indoors and outdoors, meaning fewer products are needed for jobs and both paint and packaging waste is cut. Time is also saved due to the ability to apply two coats in one day.

The product also meets modern demands from clients too. With householders, and the public and private sector all become more environmentally aware, the fact that Crown Trade Fastflow is formulated to sit within our Breatheasy range is becoming more and more important.

Some of the earliest users of the product were housing associations, who felt it worked in accordance with their sustainability objectives, with its 99 per cent

solvent free formulation and low odour. That's an approach which is only likely to increase in the future.

Decorators can find out more about Crown Trade Fastflow by visiting the new Crown Trade website www.crowntrade.co.uk.

Further details can also be obtained from the Crown Trade Customer Relations Team by calling 0330 0240297 or emailing info@crowntrade.co.uk

They recognised the qualities of a product which performs like it's oil-based with attributes of a water-based system and leaves great lasting colour too.




wondertex
An **INSTARMAC** Brand

premixlight

COMING SOON

To receive more
information and a
free sample, email
wondertex@instarmac.co.uk

wondertex.co.uk



THE LITTLE ONE-HAND SANDERS

with speed control and PES filter cartridge in set

DELTA SANDER

ODE 100-2 set

- 200 watt
- 8000-13000 rpm
- 16000-26000 opm
- Orbit 2 mm
- Only 1.2 kg
- Including sanding paper 1 x P 80 and 1 x P 120
- External dust extraction Ø 27 mm



SMALL SURFACES AND EDGES

PALM SANDER

OSE 80-2 set

- 8000-13000 rpm
- 16000-26000 opm
- 200 watt
- Orbit 2 mm
- Only 1.2 kg
- Including sanding paper 1 x P 80 and 1 x P 120
- External dust extraction Ø 27 mm



CORNERS AND EDGES


RANDOM-ORBIT SANDER

ORE 150-5 set

- 350 watt
- 5800-10000 rpm
- 11600-20000 opm
- Orbit 5 mm
- 2.1 kg
- Including sanding paper 1 x P 80 and 1 x P 120
- External dust extraction Ø 27 mm



ROUND SHAPES



SAFETY VACUUM CLEANER

VCE 26 L MC

- 1250 watt
- 3600 lpm
- 21000 Pa
- Container Volume 25 l / Wet vacuuming 16 l
- 8.4 kg



For more information please contact

Stuart Colclough

PO Box 192, Darlington DL1 9FN
Phone +44 (0) 1 325 741793
Fax +44 (0) 1 915 045133
Mobile +44 (0) 77 909 90682
uk.sales@flex-tools.com

FLEX
Das Original

Decorating solutions

from Axis Decor

The new Stainless Japanese Steel Handy Scissors have proven to be a very popular product release in such a short space of time. These blades are a smaller version of the also popular Axis Décor Wallpaper Scissors and just like their bigger brother, they feature a precision ground, ultra sharp blade that is sharp all the way to the very important tip. They will cut through virtually any wallpaper or fabric like no other! Being made from high quality Japanese stainless steel, they will not rust and will last for years. Being lighter and smaller, you can carry them around more easily as you work and they give better control when getting into tight corners. Handy to keep in your kitchen drawer too!



For stockist information and the latest news, follow on Facebook, tweet @AxisDecor or call 020 8204 1422.

Sandtex®

The No.1 exterior solution **TRADE**



NEW SPECIAL VALUE 7.5 LTR PACK

Sandtex®, Proud Sponsors of



www.sandtextrade.co.uk

RUST-OLEUM®

INDUSTRIAL

**MULTI-PURPOSE
PRODUCT:**



Sealer for concrete*



Parquet varnish



Anti-graffiti coating



Matt or gloss finish for
pre-painted surfaces

NEW!

MULTI-SURFACE PU HEAVY-DUTY VARNISH

Multi-purpose water-based scratch-resistant topcoat

- Transparent finish in matt or gloss
- Easy to clean; just wipe with a cloth
- Does not yellow; for interior and exterior use
- Resistant against splashes of boiling water, alcohol, coffee, red wine and diluted chemicals
- Anti-graffiti; easy to clean with GraffitiShield™ Cleaner



KNOW-HOW TO PROTECT™

Why wait?

THE AWARD WINNING FORMULA
THAT WORKS!

**PAINT
PANTHER**

**The Award Winning
Paint & Varnish Remover**

Tears through multiple layers of
paint & varnish **incredibly fast!**

REMOVES METALISED PAINT

SUPER FAST ✓

EASY TO APPLY ✓
NON-DRIP GEL FORMULA ✓
REMOVES METALISED PAINTS ✓

AVAILABLE SIZES ✓
4L, 2.5L, 1L, 500ml, 250ml



'The brand you can trust'

Barrettine
TRUSTED BY THE PROFESSIONALS

St. Ivel Way, Warmley, Bristol BS30 8TY.
T. 0117 960 0060 F. 0117 935 2437
E. sales@barrettine.co.uk www.barrettine.co.uk
Gold winner of the DIY Week Decorating Product of the Year 2011.

Brewers *brief*

Coastal properties

The main issues faced by buildings in seaside locations are erosion, damp and rust. Wind-driven rain, especially with a high salt content, will erode the weather protection of the building. This could cause cracks and loose render, and damp penetration to walls, timber and even flooring. Exposed metalwork may rust and cracks in render that allow water ingress can also result in toxic mould growth internally.

Major damage should, of course, always be addressed by a suitably qualified professional; a structural engineer will advise on anything that goes beyond loose render.

All of the necessary decorating supplies can be sourced from Brewers. For render repair, products such as Sandtex Masonry Filler, Touprelith F and Humi-Block may be suitable. We can supply data sheets or advice in-store, so feel free to test our knowledge. What's essential is that cracks and holes are dealt with quickly. Before you begin repairs, it's wise to remove all salt and dampness from the surface wherever possible.

Repairs to exterior woodwork, from sash windows, cills and shutters to balusters, cornice mouldings and verandas, also mean choosing the best product. Any loose debris needs to be removed and any rotten timber replaced with a suitable filler or, if not too far gone, treated with suitable preservers or sealants. It's probably worth making sure any trace of algae or mould is gone, a surface cleaner will do the trick.

For balconies, railings and other metalwork, assuming that it remains sound, repair and maintenance should be straightforward. Remove all loose paintwork, ideally stripping off the paint entirely, dig out any badly rusted metal, de-grease and then fill and repair if necessary.

Bradite and Rust-Oleum are reliable brands you'll find in-store, for treatment, preservation and painting of metal.



Fantastic, Flawless Finish

Water based benefits with solvent based finish. Crown Trade Fastflow Quick Dry Gloss and new Satin applies beautifully and easily protects wood, metal and your reputation.

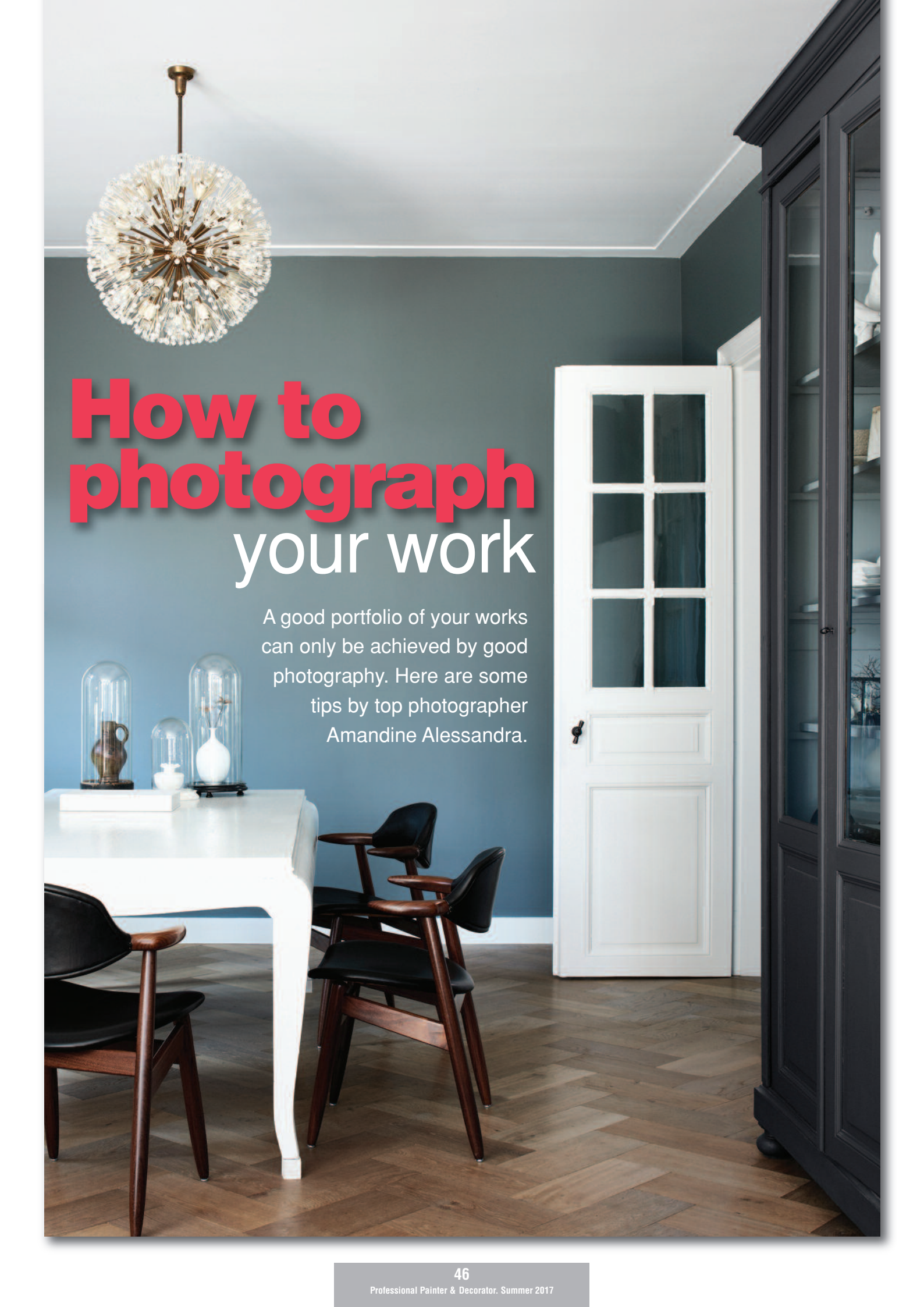


Crown Trade, Proud Sponsors of



Tel: 0330 0240297 Email: info@crowntrade.co.uk Visit: www.crowntrade.co.uk
© Crown Paints Ltd, Crown House, Hollins Road, Darwen, Lancashire, BB3 0BG

It's not just paint.
It's personal.®



How to photograph your work

A good portfolio of your works
can only be achieved by good
photography. Here are some
tips by top photographer
Amandine Alessandra.



Download the Professional Decorator App:



GET IT ON
Google Play



Download on the
App Store



tesa® PROFESSIONAL

FOR RESULTS YOU BUILD YOUR REPUTATION ON.

NEW!
26 WEEK
UV
RESISTANCE



RAZOR SHARP PAINT EDGES <
NO PAINT BLEED <
SAVE TIME – NO CUTTING IN <

@tesaUK_tape

tesa.co.uk/craftsmen

Capturing imagery of the projects you've worked on is vital for your business. Whether it's for social media or for your portfolio, making sure your photographs are up to a high enough standard is essential to giving a good impression, reflecting your professional values and filling your clients with confidence.

I have been a professional photographer for 10 years, working with the likes of Domus, the New York Times, and Wallpaper*, as well as architecture practices and businesses. One day I can be working on an editorial shoot, the next day photographing an object for a designer's portfolio, a whole house for an interior designer's website, a flat to be listed on AirBnB, or creating dozens of shots for a social campaign on Instagram. Here are some of my tips on how to capture your work's best side


1 Disable the built-in flash. Natural light allows you to better reflect the mood of the space you photograph. Daylight tends to be the most flattering; I have a preference for early morning and late afternoon, which are also known as the golden hours, when the sun is low and that light rays may create pools of soft light and long shadows on walls or on the floor.

2 I would say that the most important piece of equipment is a tripod! A tripod allows you to get away with very little light, and to avoid using a flash, especially built-in ones which tend to flatten everything and cast dark shadows.

3 Using a tripod allows you to create crisp and sharp images, but also to better construct your picture. Take the time to see if anything needs to be removed from your frame, if a detail can be hidden or finger marks removed from a surface etc, to avoid bad surprises when editing your pictures.

4 Avoid using zooms when using a compact camera, just get closer to your subject or crop the picture when editing.

5 Squeezing yourself in a corner usually allows you to comfortably have 2 walls



in the frame. This gives an interesting feel of the room and makes it seem larger. Shooting from the door via which you enter the room also allows you to win a few steps to make the space look larger; I even sometimes resort from entering fireplaces or cupboards to achieve a wider angle!

6 Very wide angles that create monstrous distortions on the sides, so try to avoid using these.

7 Push the furniture around (with permission!) and give yourself more room to stand and have a larger angle of the room. Moving furniture along in your frame also can also allow you to avoid visual overlaps and create an illusion of space.

8 Sometimes you can say more by showing less, focusing on the general atmosphere rather than the exact content of the room. This will give character and focus to your pictures. For example, bathrooms are often too small to be photographed entirely, unless you use a very distorting wide angle lens, which doesn't necessarily make the picture interesting. Instead, just try to give the viewer an idea of where the different elements are (bath, shower, sink, toilets, window) and what kind of material they are



made of. Seeing a little bit of each element in the picture is more than enough to create an interesting image and reflect the mood of the space, leaving room to the imagination, rather than having an exhaustive but unglamorous list of everything there.

9 Think of the kind of images you're after. Do you want pristine images where everything is very controlled and tidy, or are you after a more lived-in feel? If so do not hesitate to style the room; maybe adding a shoes and a handbag on the floor next to a console, a pair of glasses laid on an open magazine to give the feeling that someone just walked away from the scene. Use props to tell a story.

To see more of Amandine's work or to contact her, visit theinteriorphotographer.co.uk.

Credit: Image: Valentine Place, SE1 by Crest Nicholson © Amandine Alessandra / The Interior Photographer Design, interior styling and special paint effects by Honky Design Limited.

All other images: ©Dulux Trade

Visit: www.duluxtradepaintexpert.co.uk

- DRYWALL
- DECORATING
- FLOORING



MULTI PURPOSE SANDER KITS

Available from Tool Shops, DIY Stores, Decorators & Builders Merchants throughout the UK.

FAST SANDING OF LARGE AREAS Hook & Loop System

Clip-In



Rectangle Sanders



Corner Sander





Round Sander

4 Kits with Patented
Interchangeable
Handles included



FOR USE WITH
TRADITIONAL
CLIP-IN POLE
SANDER SHEETS



• **GOLD A/OXIDE**
FOR SANDING PAINT, PLASTER,
FILLERS, WOOD & DRYWALL.

• **SPONGE (WASHABLE)**
FOR RENDER SMOOTHING, APPLYING
SEALERS, GROUT & DUST REMOVAL.

• **CLOTHS (WASHABLE)**
FOR DRYING, CLEANING, WIPING
DOWN & DUST REMOVAL.

• **TUNGSTEN CARBIDE**
FOR SANDING, EXTERNAL RENDERING,
BRICKWORK & CONCRETE FLOORING.



PRO POLE - 1.2m STRONG FIBREGLASS POLE
WITH STANDARD ACME THREAD.

SUPER PRO POLE - EXTENDS TO 2.2m
WITH PROFESSIONAL LEVER SYSTEM.

On test: Steps

Every person engaged in decorating needs a set or two of steps. We can't all be six footers and that's not enough most of the time. We rounded up six sets available from the easier outlets so you won't have to waste time finding any.



Clarke International FSFL3

Guide Price	£21.59 Inc. VAT
Treads	3
Construction	Steel
Max Platform Height	0.70 (approx.)

Features large, slip resistant treads. This step ladder provides safe access to higher places preventing overstretching. Max load 150kg and the top step is 700mm from the floor.

Screwfix Steel Steps With Tray 1271P

Guide Price	£37.99 INC VAT
Treads	3
Construction	Steel and Plastic
Max Platform Height	0.73m

A Stepstool with three slip resistant steps. Manufactured in steel and plastic with a plastic tray for placing tools and paint etc. Features a comfortable soft grip rail, compact and easily transportable and a secure latching system ensures user safety. Maximum platform height is 0.73m.



Screwfix Lyte Aluminium Platform Steps 13058

Guide Price	£99.99 INC VAT
Treads	5
Construction	Aluminium
Max Platform Height	1.03m

High quality aluminium platform stepladder able to tolerate weight of up to 175kg, what Screwfix call, Max. Static Vertical Load. Sports a riveted plastic tool tray and has non slip treads plus rubber feet to prevent slipping about the floor.

Screwfix White Steel Folding Steps 5064P

Guide Price	£9.99 INC VAT
Treads	2
Construction	Steel
Max Platform Height	0.48m

Another set of steps in steel. Static Vertical Load 150kg with anti slip steps. Small, lightweight set of steps, easy to stow and easy to carry. High value with low cost.



Performance GUARANTEED

ProDec
ADVANCE
PRECISION EDGE

ProDec
ADVANCE
PRECISION EDGE

ProDec
ADVANCE
PRECISION EDGE

ProDec
ADVANCE
PRECISION EDGE

ProDec
ADVANCE
PRECISION EDGE

ProDec
ADVANCE
PRECISION EDGE



Easy tear, Easy apply, Easy remove. Standard and low tack version for perfect bleed free paint lines every time.



twitter: @ProDecProducts
facebook: ProDecTools

www.prodec.uk.com

ProDec ADVANCE

The Expert's Choice

On test: Steps

Screwfix Folding Steel Steps Three Treads 9713P

Guide Price	£17.99 INC VAT.
Treads	3
Construction	Steel
Max Platform Height	0.72m

Three stepper set of steps with a static weight limit of 150kg. Platform height is 0.72m and also features a looped handhold over the top step. There is an anti slip set of steps, model number SS45 for added safety.

Steps made of Steel. Max. Static Vertical Load 150kg. There's an Anti-Slip Model, part number No: SS45. Platform Height 0.72m Features a looped handhold at the top. High value at low cost.



Clarke International FWF-1 Strong Arm 2 Tread Step Ladder

Guide Price	£23.98 Inc. VAT
Treads	2
Construction	Aluminium
Max Platform Height	0.45m (approx.)

Double sided folding stepladder with anti slip aluminium treads. Non slip rubber feet prevent slipping on the floor. Handy set of steps, lightweight and good for reaching eight foot ceilings. Max safe working weight is 150kg and the steps weigh in at 1.8kg.

A COAT OF ARMOUR FOR YOUR HANDS


Designed to help stop the skin absorbing harmful substances and to protect hands against abrasion – after all, they are your most important tools!



1 A little goes a long, long way.



2 Rub in to skin until absorbed.



3 Protected and ready.

- Multi-Use barrier cream
- Unscented
- Non-greasy formula
- Protects skin from wet or dry contaminants



A SIKA COMPANY

Everbuild Building Products Ltd - A Sika Company
Site 41, Knowsthorpe Way,
Cross Green Industrial Estate, Leeds LS9 0SW
Telephone: 0113 240 3456 Fax: 0113 240 0024
e-mail: everbuild.info@uk.sika.com
website: www.everbuild.co.uk



Developed
for Builders by
the Builders
No.1 brand



Keep your exterior woodwork and timber furniture looking its best.



Decking Oil | Extreme Woodstain | Shed & Building Paint
Decorative Woodstain | Decking Paint | Exterior Wood Protector
Garden Furniture Oil | Exterior Furniture Cream | Decorative Furniture Oil

From our well known Decking Oil to our new innovative Furniture Cream, we at Liberon have the **best exterior woodcare products** to look after your precious exterior woodwork.

For more information on Liberon exterior products please visit:

www.liberon.co.uk

On test:



Vauxhall Movano 2.3 CDTi 145ps Bi Turbo L3H2 by David Stokes

First Impressions: like most panel vans on the market today Vauxhall's Movano is very tall and imposing. The van's 'face' has an aggressive appearance with slightly slanting 'eyes' and gave me the feeling that if I got too close it would bite my leg.

For: Vauxhall's Movano range offer a massive choice of body styles, sizes and weights. Good to drive with lots of options.

Against: For the larger vans the engine struggles a bit and becomes breathless. Competition: as with most of the rather incestuous motor industry where engines and chassis are shared the Movano is no exception. The van uses the same platform as Nissan's NV400 and Renault's Master vans. Rivals are Citroen's/Peugeot's Boxer, Fiat's Ducato, Mercedes Sprinter, VW's Crafter and Ford's rather nice new Transit.

The Range: the Movano's range is massive. You can get it in four body lengths and three

roof heights and volumes of 7.8m³ to 17m³. There are four engine choices, although it's the same 2.3 litre unit there are three power settings. As well as vans there is a chassis cab, crew cab, 6 and 9 seat combi models as well as a 17 seater minibus.

Engines and Transmission: there are three choices of power unit, they are all the same 2.3 litre 4 cylinder common rail diesels but there are three power settings. They are 100ps, 125ps and 150ps all have chain driven cam shafts which helps to reduce long term maintenance and replacement costs. All engines fitted with a manual gearbox get the six speed box offering good fuel consumption figures. There is an optional six speed auto box Vauxhall call the Tecshift automated manual transmission. Vauxhall say it will offer manual economy with the comfort of an autobox.

Fuel Economy and Running Costs: claimed figures for the test van are Urban Driving: 36.2, Extra Urban Driving: 41.5 Combined



figure: 39.2. Servicing every 25,000 miles or two years. Warranty 3 years or 100,000 miles.

Driving Experience

I found the test van had car like comfort and almost car like acceleration and on the motorway 70mph is quickly reached and passed if you are not careful. Visibility is excellent with nice big double mirrors, one wide angle. In the cab storage areas abound with more than anyone could possibly use. On the back of the middle seat there is a place where the user could place a laptop turning the cab into an office. Driving comfort and good ergonomics are a must for high driver safety, a tired driver might soon become victim of an accident and that's never good for company economics. An ESP Plus electronic stability programme comes as a £400 option on all front wheel drive

NEED TO PAINT THE FACTORY FLOOR THIS WEEKEND?

APPLY FLOOR PRIMER ES40 + TWO COATS
OF RAPID FLOOR PAINT IN 24 HOURS



TAKE SUNDAY OFF



- ◆ Recoat time 2 ½ hours, allowing primer & top coat to be applied on the same day.



- ◆ Recoatable after 8 hours, suitable for fork-lift traffic after 48 hours.

BRADITE
BRITISH PAINT MAKERS SINCE 1938

For more information about our dual
Floor Primer & Rapid system,
please email: enquiries@bradite.com

 @Braditepaints www.bradite.com



models. When loss of traction is detected the ESP Plus kicks in, reduces throttle response and varies the braking force to each wheel helping the driver regain control. The 6 way adjustable driver's seat plus armrest should accommodate most shapes of drivers and these drivers will like the steering column mounted controls plus the USB and aux interface with Bluetooth connectivity.

Options Available

The test van had for the princely sum of £660.00 a NAVI 50 IntelliLink, Parking

Specification:

Engine	2.3CDTi Bi Turbo (145PS)
	BlueInjection with Start Stop
Capacity	2293cc
Max Power	145PS @ 3500rpm
Max Torque	360Nm @ 1500rpm
Fuel Tank Capacity	80 Litres
Transmission	6 Speed Manual Gearbox
Max Payload	1485kg
L3 Load Length	3733mm (147.0 inches)
H2 Load Height	1894mm (74.6 inches)
L3H2 Max Load Volume	13cu.m (459cu.ft)
Warranty	3 years/100,000 miles

Service intervals
2 Years/25,000 Miles

Annual VED £230.00

Fuel Economy

Urban Driving	36.2
Extra Urban Driving	41.5
Combined Figure	39.2
CO2 Emissions (g/km):	186



distance sensors at £275.00, Full height plywood load lining £570.00, Resin coated plywood load floor covering £370.00, Air Con £610.00, Convenience pack £185.00 Twin rear doors (270 degree opening) £285.00.

All season tyres: Continental Vanco Four Season 2: £360.00 and Brilliant paint: £320.00. All this brought the total price for the van to an eye watering £34,313.33 and that excluding the VAT.

The Original Poulitce Paint Removal System
PEELAWAY[®]
THE SAFER, MORE EFFICIENT WAY TO REMOVE ALMOST ANY TYPE OF PAINT OR VARNISH IN ONE EASY APPLICATION FROM A VARIETY OF SUBSTRATES.



ARCHITECTURALLY SPECIFIED ✓

METHYLENE CHLORIDE FREE ✓

ENVIRONMENTALLY SAFER FORMULATION ✓

PEELAWAY[®] **1**

The Poulitce Paint Removal System 1

- **EASILY REMOVES UP TO 32 COATS** of Paints & Varnishes containing Oil, Lead Polyurethane or water.
- Suitable for Wood, Brick, Stone, Concrete, Marble, Decorative Plaster, Cornices and Plaster walls.
- Also removes painted wall paper.
- Water-based Alkaline formulation.

PEELAWAY[®] **7**

The Poulitce Paint Removal System 7

- **EASILY REMOVES UP TO 20 COATS** of Architectural, Domestic, Industrial and Marine Coatings.
- No dangerous fumes or toxic particles.
- New modern alternative for PEELAWAY 1.
- Does not require neutralising on application.



A **FREE Peelaway DVD** is available on request.

Barrettine
TRUSTED BY THE PROFESSIONALS

St. Ivel Way, Warmley, Bristol BS30 8TY.

T: 0117 960 0060 F: 0117 935 2437 E: sales@barrettine.co.uk
www.barrettine.co.uk

Consider colour outdoors



With thousands of shades available across the paint range, Sandtex Trade brings colour and protection outdoors for trim and masonry paint projects.

The Sandtex Trade shades available are featured in the Crown Trade colour fan deck, which places them in colour families for easy reference, enabling those in the trade to see the options at a glance.

Further advice can also be gained by using the Crown MyRoomPainter® app, which is designed to enable tradespeople to offer instant schemes using a smartphone or tablet to show how any palette will look in situ.

Available for free download, the Crown

MyRoomPainter® app illustrates how an area decorated with Crown Paints' products will look in any spectrum of shades, including exterior walls, wood and metal protected by Sandtex Trade.

The app also contains a colour-matching function, a handy paint calculator and an inspirational library.

Projects can be saved and shared online too, giving clients the chance to consider their options before selecting a scheme.

Sharon Smith, Crown Paints Trade Brand Manager, said: "We usually think of colour

for indoor projects, but the introduction of shades outdoors is becoming an increasing trend.

"By introducing these options into the Crown Trade colour fan deck and using the MyRoomPainter® app we can to show the wide-range of choice available at a glance."

For more details please contact the Sandtex Trade helpline by calling 0330 0240302, email info@sandtex.co.uk or visit www.sandtextrade.co.uk



A clear gloss

Sadolin Yacht Varnish has been developed in response to customer demand for a clear, traditional, high gloss varnish for use outdoors on windows, doors and conservatories.

The product is ideal for use on new wood and previously coated surfaces, with a translucent finish which maintains the natural colour of the wood.

Protection is also assured through its high-build barrier, developed to resist peeling and flaking with the addition of UV inhibitors for long lasting protection

There is a choice of 750 ml and 2.5 litre pack sizes, enabling Sadolin Yacht Varnish to be used on projects big and small.

Natural wood oils

Morrells has launched the Holzöl range of high performance natural wood oils. The range incorporates plant based ingredients with hybrid natural resins. The oils are formulated to feed and nourish wood, coating the internal structure of timber at the molecular level to provide high level of protection.

The new range features improved touch-dry times and offers excellent durability together with resistance to abrasion, wet-heat, chemical attack and impact.

Holzöl is easy to apply and, says Morrells, gives a silky-smooth finish.



Cleanable matt

Johnstone's Trade has launched its new Cleanable Matt – an extremely durable emulsion wall cover solution for high-traffic areas that require frequent cleaning and are prone to common stains.

Designed with advanced stain-resistant technology, the product prevents stains from setting into the paint film, meaning the painted walls can be easily cleaned with warm, soapy water. Achieving ISO 11998 class 1 scrub rating, more stubborn stains can also be tackled with standard household cleaner*, returning the surface to its original, premium matt finish.

The product is ideal for use in commercial, healthcare and education environments, alongside domestic locations that receive high footfall.

Safeguard's solutions to damp



The Drybase range from Safeguard Europe is designed for use when it is not possible to protect building materials and interior surfaces from the sources of dampness, like rain penetration or rising damp. A collection of damp-proof coverings, coatings and membranes; the Drybase range aims to provide solutions to a wide range of dampness issues, whether

in small residential properties through to larger industrial facilities. There are three main constituent products to the range: Drybase Liquid-Applied DPM; Drybase ECS Epoxy Floor Coatings and Drybase Flex Membrane.

More info: info@safeguardeurope.com

CROWN DECORATING CENTRES

CHAMPIONS^{10%}

Rewards



IT'S SIMPLE

1

**SPEND
MORE THAN
LAST YEAR**



2

**WE'LL WORK
OUT THE
DIFFERENCE**



3

**GET 10% OF
THE DIFFERENCE
BACK!**



**WE'LL REWARD YOUR LOYALTY WHEN
YOU ACHIEVE YOUR PERSONAL BEST!**

Grow your account with us between 5th June and 30th November 2017 and be rewarded with 10% back in your choice of a One4all Gift Card or credit on your account.



It's easy to find your local store.

We've got over 130 to choose from!

Simply text CROWN to 83332 and we'll message you with details of your nearest store, or visit www.crowndecoratingcentres.co.uk and go to our store locator page.

SIGN UP IN-STORE FROM

5TH JUNE

"That's why I rely on Crown"

CROWN DECORATING CENTRES PROUD SPONSORS OF



*T&C's apply. Ask in-store for details. Offer valid from 05/06/17 - 30/11/17 inclusive.

It's not just paint.
It's personal.®

New Knives and Hand Axes

Hultafors selection of toughened, corrosion-proof Heavy Duty Knives, Safety Knives, Chisel Knives and Utility Knives for general purpose tasks on site which also include precision products for Electricians, Plumbers and Painters, have new additions including outdoor knives for tougher tasks on-site. They're all ergonomically designed with comfortable, secure grips and, made from the highest quality Japanese steel, which is honed and sharpened for durability, effectiveness and to withstand corrosion.



same
great
products



new
look
pack

find us in store or
online at
www.polyvine.com





Can-Handle

Better than falling off a ladder!

- *Fits virtually all extension ladders*
- *Quick and easy to fit or reposition*
- *Secure - won't drop the paint*
- *For right or left handed use*



- *Unique design grips handle or rim*
- *Holds container clear of ladder avoiding the need to work through rungs*
- *Complies with the HSE Work at Height Regulations*

RRP
£17.17
inc. VAT

See the full Brush Mate range at
www.brushmate.co.uk

available from all good
decorators merchants

Beissier's formaldehyde neutraliser

Beissier's new ACÉNIS plaster and filler has an active formula that captures a volatile organic compound (VOC) and prevents its re-emission into the atmosphere.

Beissier's research and development team developed ACÉNIS after recognising the potential harmful effects that formaldehyde, a VOC, can have on health and wellbeing.

This new ACÉNIS plaster and filler formula from Beissier, which now comes as standard in its Bagair Airliss G and Prestonett F plaster filler, captures formaldehydes and neutralises them, helping to keep indoor air clean.

This capability makes ACÉNIS the ideal plaster and filler solution for buildings such as schools and hospitals which are regularly used by vulnerable groups, as well as spaces including commercial offices and hotels which are occupied for prolonged periods.



Osmo's Aged Wood reviver

Osmo Wood Reviver Power Gel is a jelly-like cleaner that effectively cleans and refreshes greysed and weathered exterior wood. Made from environmentally friendly and biodegradable ingredients, it is ready to apply straight from the tin. After generously applying the product along the wood grain, the solution requires just 20 minutes to gently work into the wood's surface before being scrubbed with a hard bristle brush. Once rinsed with plenty of water, it is recommended to allow 48 hours drying time before applying a finish, such as Osmo Polyx-Oil, Decking-Oils and Country Colour. On average, one litre of Osmo Wood Reviver Power Gel will cover a 10m² area.




Macpherson
TRADE PAINTS

PROUD TO HAVE OFFERED
ESSENTIALLY GREAT VALUE
SINCE 1884



For more information or to find your nearest Macpherson stockist, please call the Customer Relations Team on 0330 024 0313

www.macphersontrade.co.uk



CONGRATULATIONS

TO THIS YEAR'S SUPREME WINNER



MCCANN DÉCOR LTD
FOR THEIR WORK ON
ST COLUMBA'S CHURCH DERRY

**WE ARE NOW TAKING
ENTRIES FOR 2017**

TO DOWNLOAD AN ENTRY FORM VISIT
www.johnstonestrade.com/projects-awards/awards/painter-of-the-year
CLOSING DATE FOR ENTRIES IS FRIDAY 8TH DECEMBER 2017



Seamless ceiling finishes

As with any job when it comes to transforming a ceiling, good preparation is still crucial but now the days of using multiple products to seal, prime and finish are long gone. Zinsser's Ceiling Pro 5-in-1 is a quick drying, water-based, low odour product which seals, primes, blocks stains and finishes, while bridging hairline cracks, all in one application.

Touch dry within just 30 minutes and with a recoat time of one-hour, this specialist paint is suitable for both bare and previously painted ceilings and will adhere to any surface.

With its stain sealing properties, it deals with of water or smoke damaged ceilings, leaving a bright white matt finish. It also contains a biocide that protects the dried coating against fungal degradation* to prolong the life of the finished painted ceiling. As it dries with zero tension, Ceiling Pro 5-in-1 can reduce the likelihood of future cracking, flaking and peeling.



**The National
Painting & Decorating Show
Nov 28th - Nov 29th 2017**

Sandtex Trade sizes up

Sandtex Trade High Cover Smooth is now available in a new value 7.5 litre pack, as well as the 5 litre and 10 litre sizes already on the market.

Its two-coat water-borne formulation is suitable for most exterior masonry and grade building boards and the paint is easy to use and can be applied either by roller, brush or spray. It is touch-dry within one or two hours, and can be re-coated in three hours.

The colour choice for the 7.5 litre value pack applies to Brilliant White and Magnolia shades only.

In the other pack sizes, Brilliant White is available along with 10 other ready-mixed colours, with more than 600 tinted shades available overall.



Coo-Var's magnetism

Pro-Netic is a new addition to the Coo-Var specialist paint range, a waterbased, Magnetic Chalkboard Paint. It provides a matt black finish when applied with a brush and creates a magnetic surface anywhere. As it is a water based coating it can be used in homes, schools, offices, restaurants and hotels.



New Sadolin Outdoor Varnish

New for the 2017 season, Sadolin Outdoor Varnish taps into the growing trend towards a contemporary feel, where the beauty of wood takes centre stage.

The product's completely clear formulation, in a choice of matt or satin finish, offers translucency with protection.

For use outdoors on windows, doors and conservatories, this premium clear varnish can be applied on both new wood and previously coated surfaces.

It builds a durable barrier of protection against weathering, as the formulation of Sadolin Outdoor Varnish has been developed with the addition of UV inhibitors to deliver long lasting protection.

Graco's new tip

The new RAC X™ FF LP SwitchTips™ from Graco are the industry's first fine-finish, low-pressure spray tips. They spray at up to 50% lower pressure with less overspray to provide consistent blended finish quality with complete atomization.

With six new tip sizes, the green tip will be suitable for more than just Fine Finish applications. It can be used for large surface and high production wall paint applications.



ULTRA[®]

AIRLESS HANDHELD



Follow us



GRACOCONTRACTORCLUB
GRACOCONTRACTOR

ULTRA[®] AIRLESS HANDHELD

- ▶ Fastest way to finish small jobs
- ▶ Perfect Airless Finish[™] at any speed
- ▶ Reliability delivered



ULTRA CORDED



ULTRA CORDLESS



ULTRAMAX[™] CORDLESS

FOR MORE INFORMATION



DeWALT[®] and the DeWALT Logo are trademarks of DeWALT Industrial Tool Co. and are used under license.

www.graco.com/ultra

LET'S TAKE THIS OUTSIDE



You don't need the hassle of buying loads of exterior paints. Sort it out with **AllCoat Exterior**. It goes on brickwork, wood, metal, plastic, you name it.

Find your nearest supplier at zinsseruk.com

@zinsseruk #whatsyourproblem

